

# Molteni & C

## D.655.1 - D.655.2 CHESTS OF DRAWERS — GIO PONTI 1952-55 / 2012

1—  
2



Marked by hand-painted white drawer fronts with applied handles in various wood kinds (elm, Italian walnut, mahogany and rosewood). Chest of drawers designed in several versions in the period from 1952 to 1955. The new version was produced using original drawings kept in the Gio Ponti Archives. The elmwood frame rests on satin brass feet.

### DATASHEET

REGISTERED  
DESIGN

IX.2021

D.655.1 - D.655.2  
**CHESTS  
 OF DRAWERS** –  
 GIO PONTI  
 1952-55 / 2012

**Molteni & C**

2—  
 2

**FINISHES**

Marked by hand-painted white drawer fronts with applied handles in various wood kinds (elm, Italian walnut, mahogany and rosewood). The elmwood structure rests on satin brass feet.

**TECHNICAL INFORMATION**

**STRUCTURE, BASE, BACK AND PARTITION**  
 Panel in multi-layer poplar (Populus alba) with sliced Elm veneer (Ulmus rubra).

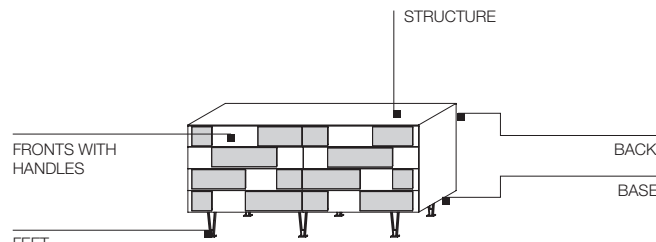
**FRONTS WITH HANDLES**  
 Medium density fibreboard panel. Hand brush painted in white acrylic. Handles in solid abura wood (Mitragyna Ciliata) with solid Italian walnut (Juglans regia), Elm (Ulmus rubra), Rosewood (machaerium scleroxylon) and Mahogany (entandophragma cykindricum) veneer.

**DRAWER INTERIOR SIDES**  
 In solid toulipier wood (liriodendron tulipifera) with sliced Elm veneer.

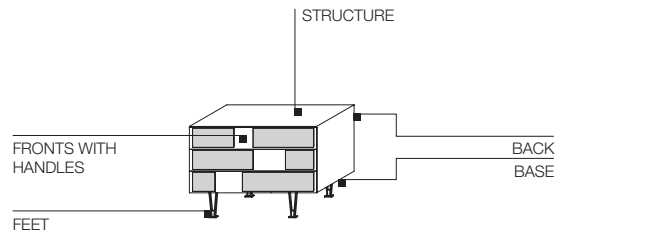
**DRAWER INTERIOR BACK**  
 In multi-layer poplar with sliced Elm veneer.

**DRAWER INTERIOR BOTTOM**  
 Medium density fibreboard panel with sliced Elm veneer.

**ADJUSTABLE FEET**  
 Satin brass with felt for floor placement.



D.655.1



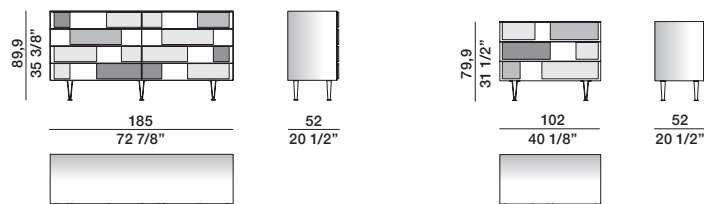
D.655.2

**DIMENSIONS**

**chests of drawers**

**D.655.1**

**D.655.2**



**DATASHEET**

REGISTERED  
 DESIGN

IX.2021