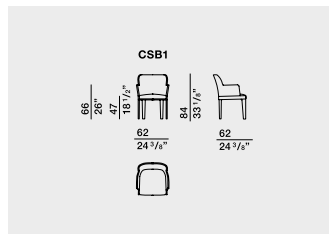


CHELSEA

RODOLFO DORDONI

TECHNICAL DRAWING



Like the armchair from the same range, the Chelsea chair summarizes the essence of contemporary design and the memory of tradition. It is an ideal tendency towards the future which brings with it the knowledge. Chelsea is a series of chairs in varied styles, particularly well-suited to dining rooms where the pleasure of good food is accompanied by the pleasure of cultured, cosmopolitan conversation. With a frame of simple design but elegant proportions, it comes in three backrest options: two with arms, one without. Master craftsmanship values are expressed by the processing of the highest quality raw materials, from wood, fabric and leather. The details are made with care and passion that ensure the appeal of these extremely versatile seats.

AVAILABLE IN

A. Legs
Graphite oak



B. Upholstery
Kubrick K1995



A. Legs
Graphite oak



B. Upholstery
Extra L209



Colors are to be considered as purely indicative

DATASHEET

REGISTERED
DESIGN

II.2018

moltenigroup.com

Dimensions in centimeters and inches. The right to discontinue and make changes is reserved. This information is based on the latest product information available at the time of printing.



TECHNICAL INFORMATION

STRUCTURE

In solid wood stained. Feet in plastic non slip material.

CHAIR SEAT

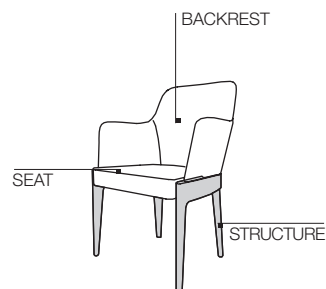
Internal structure is a solid firwood (Picea abies) frame and chipboard, with elastic straps. Padding in variable density high-resistance foam polyurethane. Light velvet cover.

BACKREST

Internal structure in Polimex (composite polyester/polyurethane material) covered with density high-resistance foam polyurethane. Light velvet cover.

EXTERNAL REMOVABLE SLIPCOVERS

(See specific card for the cover).



DATASHEET

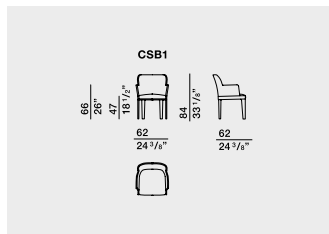
REGISTERED
DESIGN

II.2018

CHELSEA

RODOLFO DORDONI

TECHNICAL DRAWING



Like the armchair from the same range, the Chelsea chair summarizes the essence of contemporary design and the memory of tradition. It is an ideal tendency towards the future which brings with it the knowledge. Chelsea is a series of chairs in varied styles, particularly well-suited to dining rooms where the pleasure of good food is accompanied by the pleasure of cultured, cosmopolitan conversation. With a frame of simple design but elegant proportions, it comes in three backrest options: two with arms, one without. Master craftsmanship values are expressed by the processing of the highest quality raw materials, from wood, fabric and leather. The details are made with care and passion that ensure the appeal of these extremely versatile seats.

AVAILABLE IN


A. Legs
Eucalyptus





B. Upholstery
Wild WD123



A. Legs
Eucalyptus



B. Upholstery
Pandora PD533




Colors are to be considered as purely indicative

DATASHEET

REGISTERED
DESIGN

II.2018



TECHNICAL INFORMATION

STRUCTURE

In solid wood stained. Feet in plastic non slip material.

CHAIR SEAT

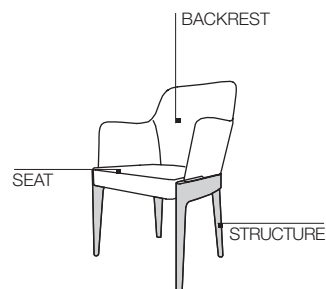
Internal structure is a solid firwood (Picea abies) frame and chipboard, with elastic straps. Padding in variable density high-resistance foam polyurethane. Light velvet cover.

BACKREST

Internal structure in Polimex (composite polyester/polyurethane material) covered with density high-resistance foam polyurethane. Light velvet cover.

EXTERNAL REMOVABLE SLIPCOVERS

(See specific card for the cover).



DATASHEET

REGISTERED
DESIGN

II.2018