

Molteni & C

TEOREMA — RON GILAD 2017

1—
6



The Teorema project is the solid part of a void. It is the flip side of Grado°, the collection that explores the form of a void. It is the mould as design, the template transferred and shifted that becomes micro architecture, and exceeds all disciplinary boundaries.

FEATURES

A series of units with drawers or open compartments having the structure completely faceted like a diamond and made of a single piece veneered in American walnut or eucalyptus. Teorema can be used alone as a free-standing unit, or compositions can be created by stacking various elements. Teorema adds a column with hinged door to the elements with drawers or open elements.

DATASHEET

REGISTERED
DESIGN

IX.2019

FINISHES

STRUCTURE FINISHES

American walnut
eucalyptus

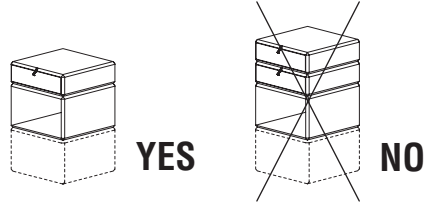
HANDLE FINISH

shiny chrome

NOTES

Units with code GCS50/15 can be set on the marble base of small tables 45° GXT4-5-6.

**Open compartment
units can hold only one
stacked element**



Molteni & C

2—
6

TECHNICAL INFORMATION

STRUCTURE

Medium density fibre panel covered with Eucalyptus wood veneer (*Eucalyptus globulus*) and American walnut veneer (*Juglans nigra*), processed and curved. In the version with drawers, the structure is reinforced internally with metal plates.

FRONT AND BACK

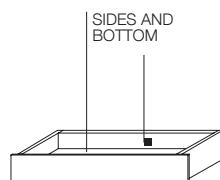
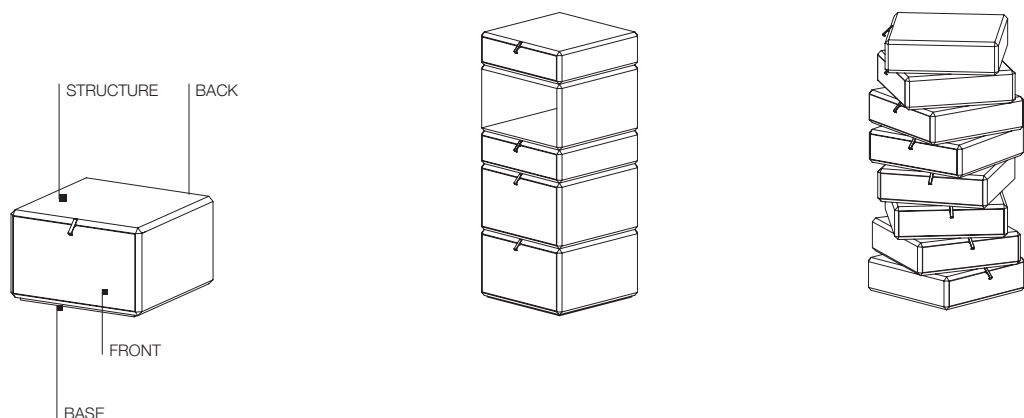
Medium density fibre panel covered with Eucalyptus wood veneer (*Eucalyptus globulus*) and American walnut veneer (*Juglans nigra*). Handle in die-cast chromed metal.

DRAWER INTERIOR SIDES AND BOTTOM

Particleboard with melamine facing.

BASE

Painted metal sheet with adjustable feet and plastic floor slides.



DATASHEET

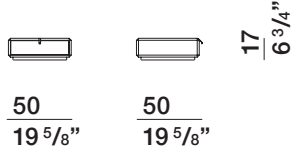
REGISTERED
DESIGN

IX.2019

DIMENSIONS

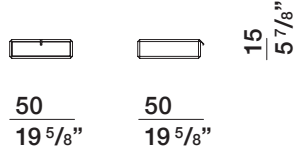
with base

GCT50/15



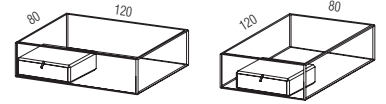
floor standing

GCS50/15



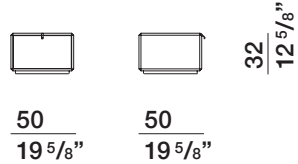
to stack or set on lower shelf of
marble small table

Examples of use with small
table (set on marble shelf)



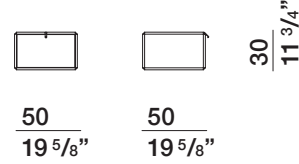
with base

GCT50/30



floor standing

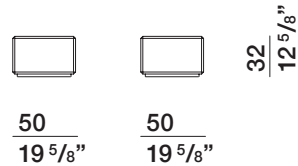
GCS50/30



to stack

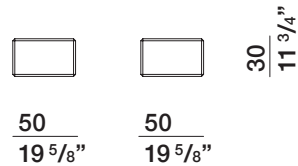
with base
open compartment

GGT50/30



floor standing

GGS50/30



to stack

DATASHEET

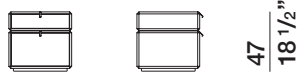
REGISTERED
DESIGN

IX.2019

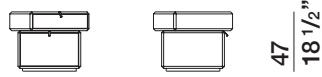
COMPOSITIONS

vertical compositions

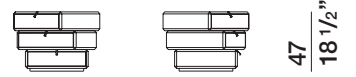
WC47/01



WC47/02



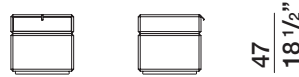
WC47/03



Molteni & C

vertical compositions

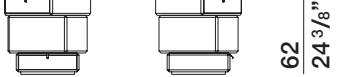
WC47/04



WC62/01



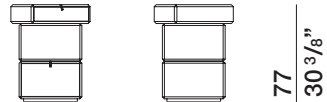
WC62/02



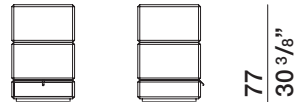
4—
6

vertical compositions

WC77/01

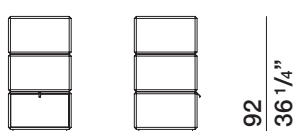


WC77/02

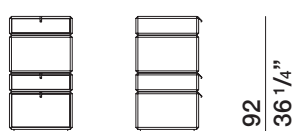


vertical compositions

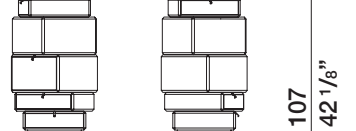
WC92/01



WC92/02



WC10/01



DATASHEET

REGISTERED
DESIGN

IX.2019

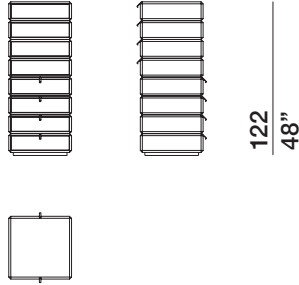
moltenigroup.com

Dimensions in centimeters and inches. The right to discontinue and make changes is reserved. This information is based on the latest product information available at the time of printing.

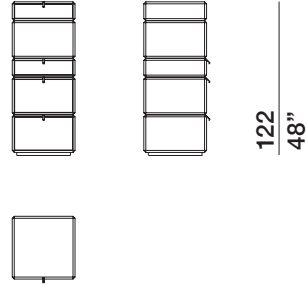
COMPOSITIONS

vertical compositions

WC12/01

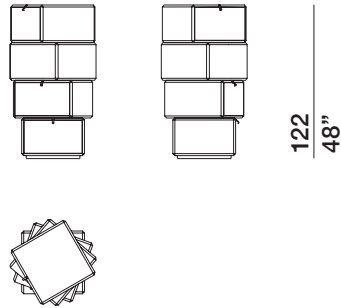


WC12/02

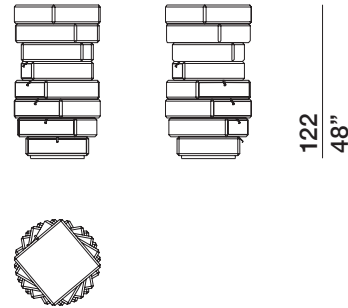


vertical compositions

WC12/03

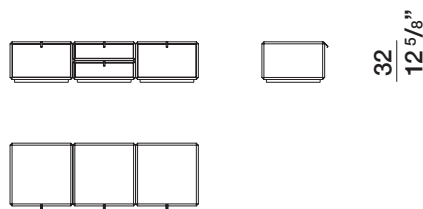


WC12/04

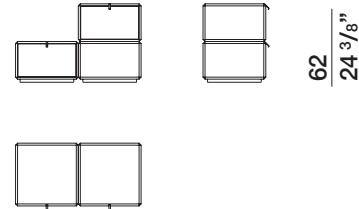


horizontal compositions

WC32/10

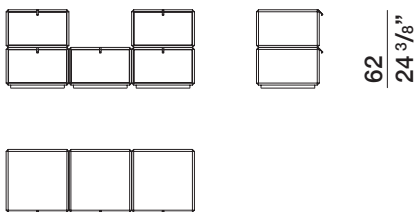


WC62/10

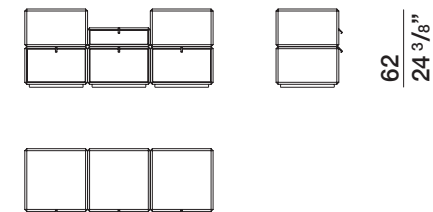


horizontal compositions

WC62/11



WC62/12



DIMENSIONS

Column with hinged door

An element that always contains a lower compartment closed with a hinged wooden door, a central drawer, and an upper showcase compartment. In the assembly phase it is possible to assemble the column as shown in the examples below. The compartment with glass door can be furnished with a vertical LED light.

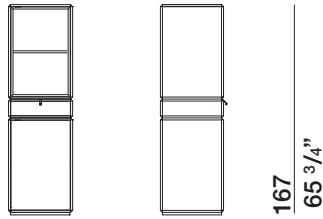
Notes

The internal back panel is always in chalk white matt lacquer. On request it is also possible to have it in wood veneer.

Hinged door opening always to the right.

Molteni & C

6—
6



50
19 5/8"

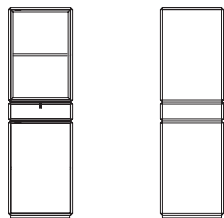
50
19 5/8"



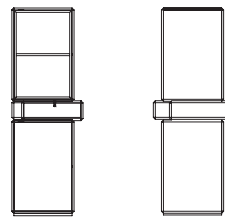
without LED with LED
WC16/01 **WC16/01E**

Examples of use

Column with aligned elements



Column with central container turned by 20°



DATASHEET

REGISTERED
DESIGN

IX.2019