

Molteni & C

4040 — DANTE BONUCCELLI 2015

1—
2



4040 is a generously proportioned bedside unit and an ideal companion for the wide range of beds offered by Molteni&C. Framework and drawers are made of wood and rest on a pewter-colored metal base. The top can be in wood or marble. A wooden bedside unit with two drawers with a pressure opening. It is available in two variants in all wood or wood with marble top.

DATASHEET

REGISTERED
DESIGN

IX.2018

FINISHES

BASE FINISH
pewter colour

MARBLE FINISHES
emperador dark- black marquina - white Carrara - orient grey

WOODEN FINISHES
eucalyptus - grey oak - graphite oak

Molteni & C

2—
2

TECHNICAL INFORMATION

CURVED STRUCTURE AND DRAWER FRONT

Curved, molded laminated poplar (*Populus alba*) panel, clad with sliced Eucalyptus (*Eucalyptus globulus*) or Oak (*Quercus*) wood.

SIDES AND BOTTOM - DRAWER INTERIOR

Laminated poplar panel clad with sliced Eucalyptus or Oak wood.

BASE

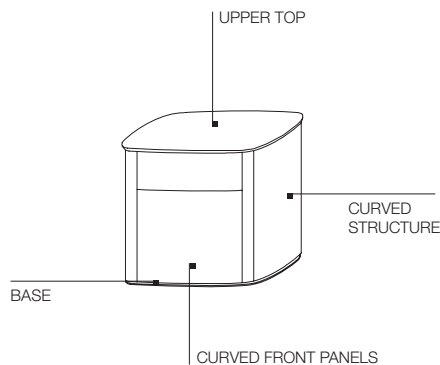
In painted metal.

UPPER WOOD TOP

Medium density fibre panel clad with sliced Eucalyptus or Oak wood.

UPPER MARBLE TOP

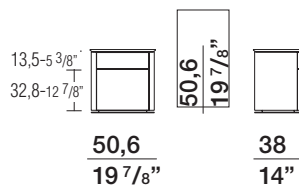
Marble in Range finishes with anti-stain, water-repellent treatments.



DIMENSIONS

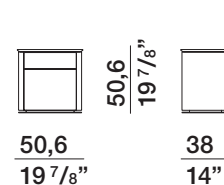
night table all in wood

QCP1



wooden night table with top in marble

QCP1M



DATASHEET

REGISTERED
DESIGN

IX.2018





Molteni & C

**FINISHES
MOLTENI&C
RANGE**
IX.2018



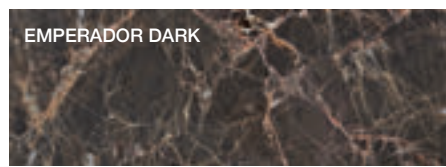
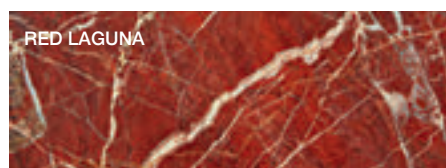

	MATT LACQUER	GLOSSY LACQUER	COLOURED GLASS	ETCHED COLOURED GLASS	CARTAPAGLIA LACQUERED only Gliss Master	STOPSOL GLASS TRANSPARENT STOPSOL GLASS
CHALK WHITE	•	•	•	•	•	
PEARL	•	•	•	•	•	
SILICA	•	•	•	•	•	
SAND	•	•	•	•	•	
DOVE GREY	•	•	•	•	•	
PLATINUM	•	•	•	•	•	
DUNE	•	•	•	•	•	
CLAY	•	•	•	•	•	
DOLOMITE GREY	•	•	•	•	•	
COPPER	•	•	•	•	•	
RUST	•	•	•	•	•	
RUBY	•	•	•	•	•	
CARAMEL	•	•	•	•	•	
MOKA	•	•	•	•	•	
MUSTARD	•	•	•	•	•	
LIGHT BLUE GREY	•	•	•	•	•	
PEWTER COLOUR	•	•	•	•	•	
ANTHRACITE	•	•	•	•	•	
BLACK	•	•	•	•	•	
STOPSOL						•
LESSLESS RED	•					
	only matt lacquer					

The finishes shown are indicative and refer to the entire production range. We recommend that you consult the "Colour Range" samples which show the complete range of finishes, including those not shown here. Molteni&C reserves the right to modify the range without warning.


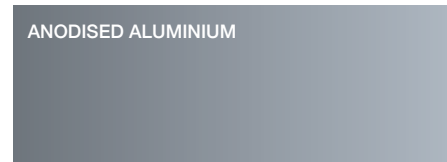


WOODS



MARBLES



METAL PARTS



MELAMINE FRONT
GLISS MASTER

CARTAPAGLIA WHITE

CARTAPAGLIA ANTHRACITE

CARTAPAGLIA SILICA

GRAFFIATO SILICA

GRAFFIATO BRONZE

SILK DOVE GREY

SILK SILICA

SILK CHALK WHITE

MELAMINE STRUCTURE
GLISS MASTER

WHITE SHANTUNG

GREY SHANTUNG

MELAMINE STRUCTURE
GLISS MASTER, MASTER DRESSING,
GLISS WALK-IN

SILVER CEMBRAN

LARIX DARK

MELAMINE STRUCTURE
GLISS MASTER, MASTER DRESSING

WHITE

ECO SKIN

IVORY

HEMP

MINK

DARK BROWN

GREY

FINE GRAIN

FINE GRAIN