

Molteni & C

CODEX — PATRICIA URQUIOLA 2011

1—
2



Codex, a table designed along the typical lines of Scriba. The accurate working of the base recalls the barcode theme and exalts the light shape without compromising the stability. The wood top, which has a considerable thickness, underscores the outstanding personality and natural features of the design.

DATASHEET

REGISTERED
DESIGN

IX.2018

FINISHES

TOP FINISHES

eucalyptus - grey oak - graphite oak

LEGS FINISHES

matt lacquer colours in the Molteni colour range

TECHNICAL INFORMATION

FRETWORK LEG

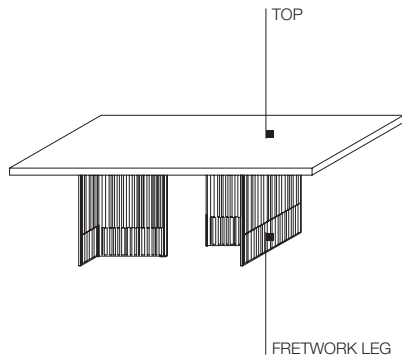
Panel in phenolic HPL laminate, painted in the colours of the “Molteni Range”. Adjustable feet.

TOP

Honeycomb core wood panel, finished with sliced Oak (Quercus) or Eucalyptus (Eucalyptus globulus) veneer.

Molteni & C

2—
2



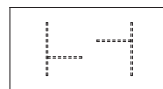
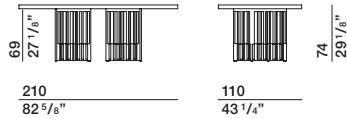
DIMENSIONS

Reductions

No reductions of any kind are possible


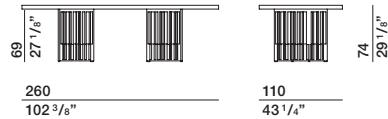
rectangular table

TCX1



rectangular table

TCX2



DATASHEET

REGISTERED
DESIGN

IX.2018




Molteni & C

**FINISHES
MOLTENI&C
RANGE**
IX.2018




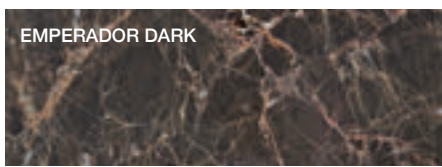
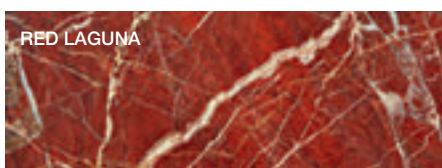

	MATT LACQUER	GLOSSY LACQUER	COLOURED GLASS	ETCHED COLOURED GLASS	CARTAPAGLIA LACQUERED only Gliss Master	STOPSOL GLASS TRANSPARENT STOPSOL GLASS
CHALK WHITE	•	•	•	•	•	
PEARL	•	•	•	•	•	
SILICA	•	•	•	•	•	
SAND	•	•	•	•	•	
DOVE GREY	•	•	•	•	•	
PLATINUM	•	•	•	•	•	
DUNE	•	•	•	•	•	
CLAY	•	•	•	•	•	
DOLOMITE GREY	•	•	•	•	•	
COPPER	•	•	•	•	•	
RUST	•	•	•	•	•	
RUBY	•	•	•	•	•	
CARAMEL	•	•	•	•	•	
MOKA	•	•	•	•	•	
MUSTARD	•	•	•	•	•	
LIGHT BLUE GREY	•	•	•	•	•	
PEWTER COLOUR	•	•	•	•	•	
ANTHRACITE	•	•	•	•	•	
BLACK	•	•	•	•	•	
STOPSOL						•
LESSLESS RED	•					
	only matt lacquer					

The finishes shown are indicative and refer to the entire production range. We recommend that you consult the "Colour Range" samples which show the complete range of finishes, including those not shown here. Molteni&C reserves the right to modify the range without warning.

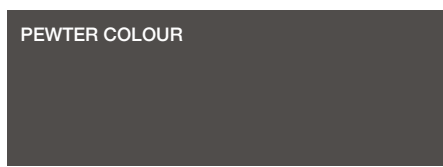


WOODS



MARBLES



METAL PARTS



MELAMINE FRONT
GLISS MASTER

CARTAPAGLIA WHITE

CARTAPAGLIA ANTHRACITE

CARTAPAGLIA SILICA

GRAFFIATO SILICA

GRAFFIATO BRONZE

SILK DOVE GREY

SILK SILICA

SILK CHALK WHITE

MELAMINE STRUCTURE
GLISS MASTER

WHITE SHANTUNG

GREY SHANTUNG

MELAMINE STRUCTURE
GLISS MASTER, MASTER DRESSING,
GLISS WALK-IN

SILVER CEMBRAN

LARIX DARK

MELAMINE STRUCTURE
GLISS MASTER, MASTER DRESSING

WHITE

ECO SKIN

IVORY

HEMP

MINK

DARK BROWN

GREY

FINE GRAIN

FINE GRAIN