

# Molteni & C

## HIGH-WAVE — HANNES WETTSTEIN 2007

1—  
5



Severe volumes for amazing functionality. Hannes Wettstein designs “architecture for rest” of classic elegance, without giving up ergonomic comfort. An upholstered bed with classic shape and proportions which is embellished by a vertical cord placed on the padded headboard. The inside of the headboard houses a moving mechanism with two positions to ensure adequate support for a comfortable reading position. All versions in the Wave range can be ordered with a structure equipped with a large storage container. The feet have a shiny chrome finish.

### DATASHEET

REGISTERED  
DESIGN

IX.2018

**FINISHES**

**COVERS**

fabric - leather, completely removable.

Available in fire-resistant version (TB117 and BS5852).

**FEET FINISH**

shiny chrome

**TECHNICAL INFORMATION**

**STRUCTURE**

Made of solid wood and multi-layered wooden panels upholstered with shaped polyurethane and cover in double-layer velveteen.

**HEAD REST**

Metallic framework with elastic straps upholstered with polyurethane covered in cold moulded foam. Cover in double-layer velveteen.

**BASES (FOR BED-BASE STORAGE CONTAINER)**

Melamine finished chipboard panelling with nylon positioning handles.

**HIGH FEET**

Steel structure covered with polished and varnished plastic material. Supports in antiskid plastic.

**LOW FEET**

Chrome-plated steel with supports in anti-skid plastic.

**INTERNAL CROSSPIECES**

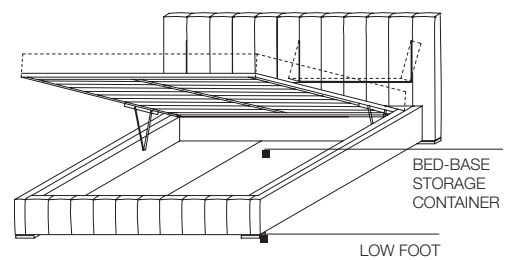
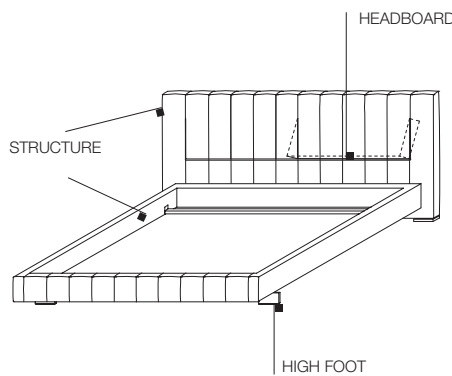
Varnished metal.

**MATTRESS-BASE SPACER**

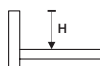
Plastic.

**EXTERNAL REMOVABLE SLIPCOVERS**

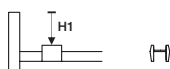
(See enclosed label, referring to the specific slipcover).



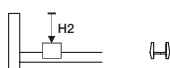
WITHOUT SPACER



WITH SPACER (1)



WITH SPACER (2)



**Mattress-base height adjustment**

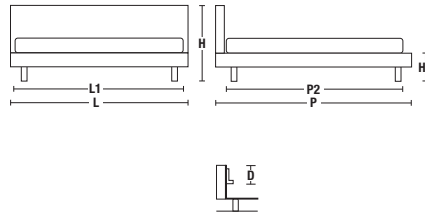
Without spacer	H	11,5
With spacer (1)	H1	9,5
With spacer (2)	H2	7,5

**DATASHEET**

REGISTERED  
DESIGN

IX.2018

## DIMENSIONS



### OUTER DIMENSIONS

L Width		P	H	INNER DIMENSIONS		
Bed base	Total width	Total length	Height	L1	P2	D
				Width	Length	Space for insertion of the slatted base
180 70 7/8"	200 78 3/4"	220 86 5/8"	104 41"	160 63"	200 78 3/4"	7,5 3"
190 74 3/4"	210 82 3/4"	220 86 5/8"	H1	170 66 7/8"	standard model	9,5 3 3/4"
200 78 3/4"	220 86 5/8"	230 90 1/2"	Bed base height	180 70 7/8"	210 82 3/4"	11,5 4 1/2"
KS215 84 5/8"	KS235 92 1/2"	225 88 5/8"	31 12 1/4"	KS195 76 3/4"	205 80 3/4"	
		for KS		for KS		

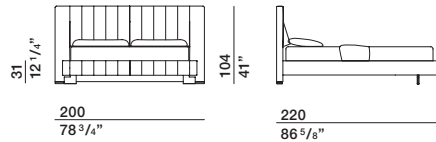
Depth of 210 cm (82 3/4") (inner measurement) is also available on HW16-HW17-HW18.  
Depth 210 cm (82 3/4") (inner measurement) is not available for beds with container under the slatted base.

# Molteni & C

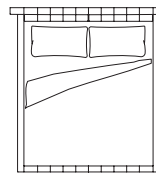
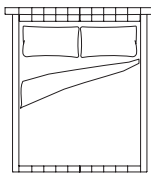
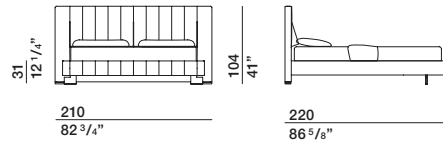
## Beds with mechanism

bed taking a single slatted base  
or 2 individual slatted bases

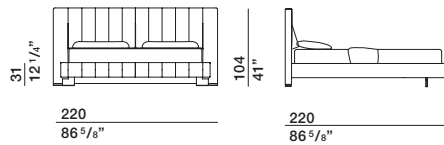
### HW16



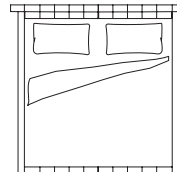
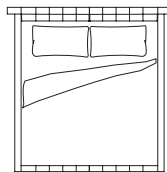
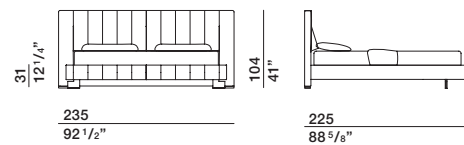
### HW17



### HW18



### HWKS



## DATASHEET

REGISTERED  
DESIGN

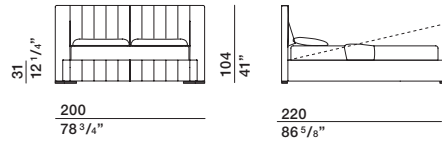
IX.2018

## DIMENSIONS

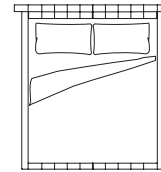
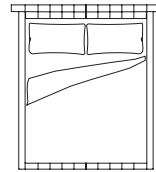
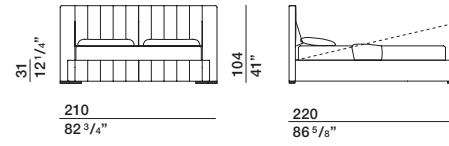
### Beds with mechanism

double bed with tilting slatted base and container under the slatted base

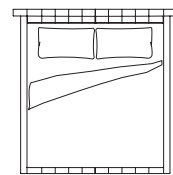
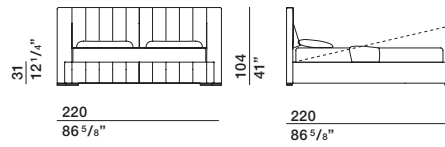
HW16C



HW17C



HW18C



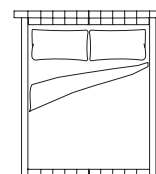
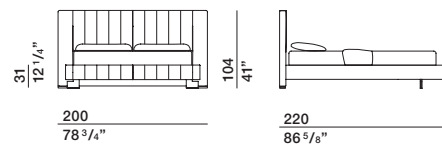
Molteni & C

4—  
5

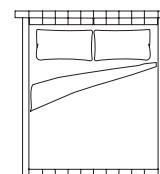
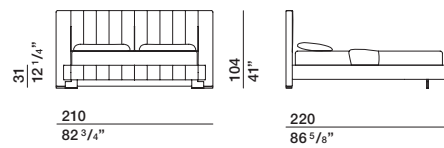
### Beds without mechanism

bed taking a single slatted base or 2 individual slatted bases

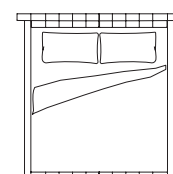
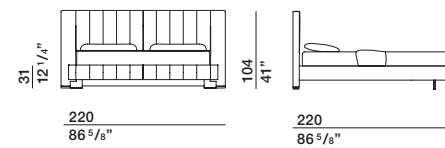
HWF16



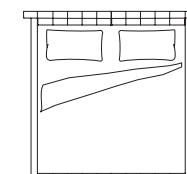
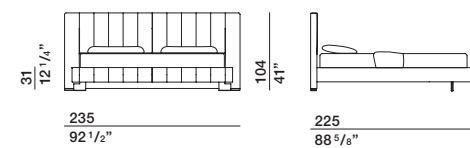
HWF17



HWF18



HWFKS



DATASHEET

REGISTERED  
DESIGN

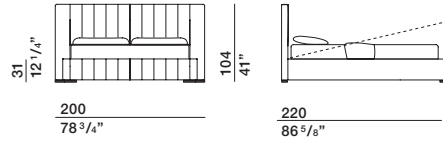
IX.2018

## DIMENSIONS

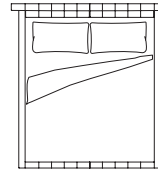

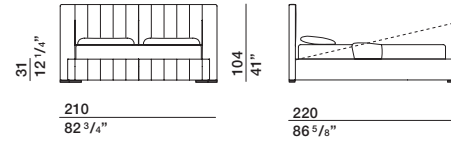
### Beds without mechanism

double bed with tilting slatted base and container  
under the slatted base

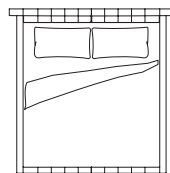
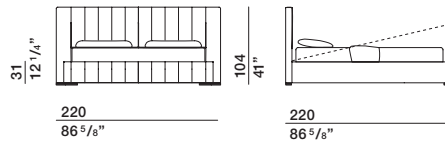
HWF16C



HWF17C



HWF18C



Molteni & C

5—  
5

DATASHEET

REGISTERED  
DESIGN

IX.2018