

Molteni & C

BELGRAVIA — RODOLFO DORDONI 2018

1—
2



A bridge-shaped wooden frame, with a double inclination outline and a sophisticated joinery technique, enables the legs and the load-bearing beam of the table to be joined. The tops in the three noble materials of stone, wood and glass, enrich the whole, creating great design continuity. Different dimensions allow the tables to be used in a variety of settings where Belgravìa will always be the undisputed protagonist.

DATASHEET

REGISTERED
DESIGN

IX.2018

FINISHES

STRUCTURE FINISHES
 (LATERAL PARTS AND LEGS)
 eucalyptus
 graphite oak

TOP FINISHES
Wood:
 eucalyptus
 graphite oak

TOP FINISHES
Glossy marble:
 emperador dark
 orient grey
 calacatta gold

COLOURED GLASS:
 in the colours from
 the Molteni range

DIMENSIONS

Notes

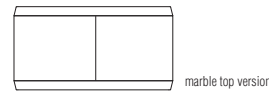
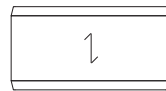
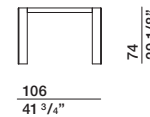
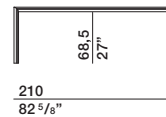
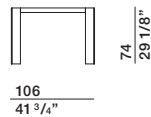
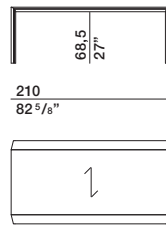
- In the version with marble top, the top is always divided in the middle.
- In the wood version, the grain of the top is transversal and the strips are lengthwise.
- In the glass version the heads are in pewter colour painted finish.

Molteni & C

2—
 2

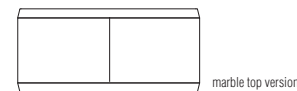
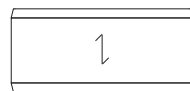
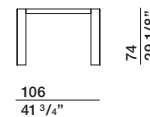
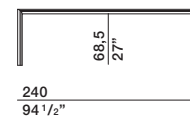
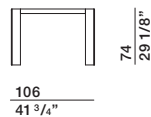
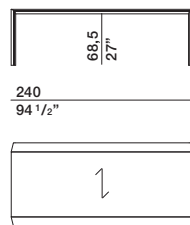
table

BT21/11



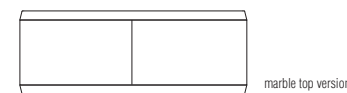
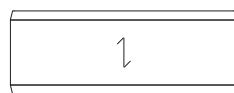
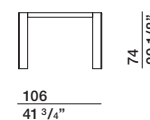
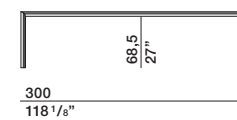
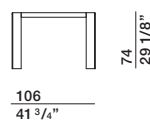
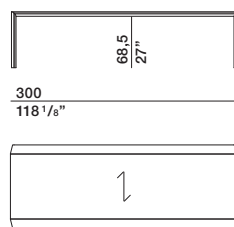
table

BT24/11



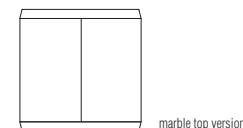

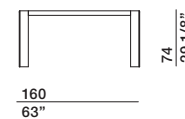
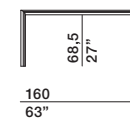
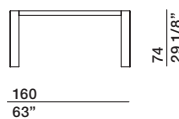
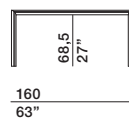
table

BT30/11



table

BT16/16



DATASHEET

REGISTERED
 DESIGN

IX.2018



Molteni & C

**FINISHES
MOLTENI&C
RANGE**
IX.2018




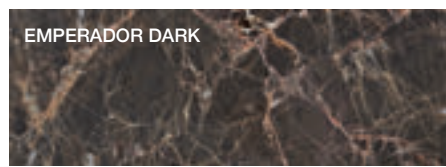
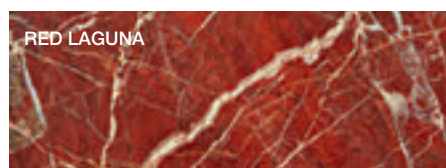

	MATT LACQUER	GLOSSY LACQUER	COLOURED GLASS	ETCHED COLOURED GLASS	CARTAPAGLIA LACQUERED only Gliss Master	STOPSOL GLASS TRANSPARENT STOPSOL GLASS
CHALK WHITE	•	•	•	•	•	
PEARL	•	•	•	•	•	
SILICA	•	•	•	•	•	
SAND	•	•	•	•	•	
DOVE GREY	•	•	•	•	•	
PLATINUM	•	•	•	•	•	
DUNE	•	•	•	•	•	
CLAY	•	•	•	•	•	
DOLOMITE GREY	•	•	•	•	•	
COPPER	•	•	•	•	•	
RUST	•	•	•	•	•	
RUBY	•	•	•	•	•	
CARAMEL	•	•	•	•	•	
MOKA	•	•	•	•	•	
MUSTARD	•	•	•	•	•	
LIGHT BLUE GREY	•	•	•	•	•	
PEWTER COLOUR	•	•	•	•	•	
ANTHRACITE	•	•	•	•	•	
BLACK	•	•	•	•	•	
STOPSOL						•
LESSLESS RED	•					
only matt lacquer						

The finishes shown are indicative and refer to the entire production range. We recommend that you consult the "Colour Range" samples which show the complete range of finishes, including those not shown here. Molteni&C reserves the right to modify the range without warning.




WOODS



MARBLES



METAL PARTS



MELAMINE FRONT
GLISS MASTER

CARTAPAGLIA WHITE

CARTAPAGLIA ANTHRACITE

CARTAPAGLIA SILICA

GRAFFIATO SILICA

GRAFFIATO BRONZE

SILK DOVE GREY

SILK SILICA

SILK CHALK WHITE

MELAMINE STRUCTURE
GLISS MASTER

WHITE SHANTUNG

GREY SHANTUNG

MELAMINE STRUCTURE
GLISS MASTER, MASTER DRESSING,
GLISS WALK-IN

SILVER CEMBRAN

LARIX DARK

MELAMINE STRUCTURE
GLISS MASTER, MASTER DRESSING

WHITE

ECO SKIN

IVORY

HEMP

MINK

DARK BROWN

GREY

FINE GRAIN

FINE GRAIN