

Molteni & C

RIBBON — VINCENT VAN DUYSSEN 2015

1—
6



Ribbon is a fabulously soft textile bed with a young, modern design, using natural materials. Ribbon, by Vincent Van Duysen, marks the Belgian designer's debut with Molteni&C. The textile or leather upholstery hooks up to a ribbon, with leather details, that runs all the way round the headboard and bed and serves both a structural and an aesthetic purpose. As in a rosette, the soft and inviting silhouette underlines the familiarity of the object. The tall and softly padded headboard makes it a highly contemporary product, suitable for the most discerning customers. The upholstery slipcover is fully detachable.

DATASHEET

REGISTERED
DESIGN

IX.2019

FINISHES

COVERS

Fabric and leather covers are difficult to remove.

FINISH OF HEADBOARD AND BED SURROUND EDGE

With fabric cover the finish of edge is made in leather cat. L extra.

With leather cover the finish of edge can be monochromatic (same typologie/leather colour) or in leather cat. L extra.

Available in fire-resistant version (TB117 and BS5852).

Molteni & C

TECHNICAL INFORMATION

HEADBOARD

Structure in veneer with foam rubber padding in varying densities. Velour cover.

BED SURROUND (bed with headboard or version with bed surround only)

Structure in solid and multi-layer wood with moulded polyurethane padding and velour cover.

BASES (FOR BED-BASE STORAGE CONTAINER)

Melamine finished chipboard panelling with positioning handles.

FEET

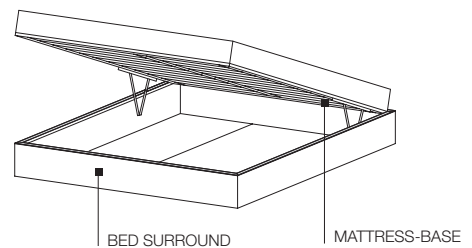
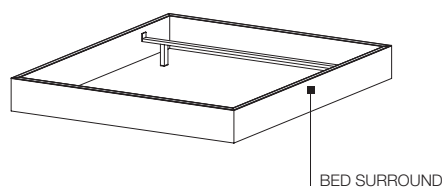
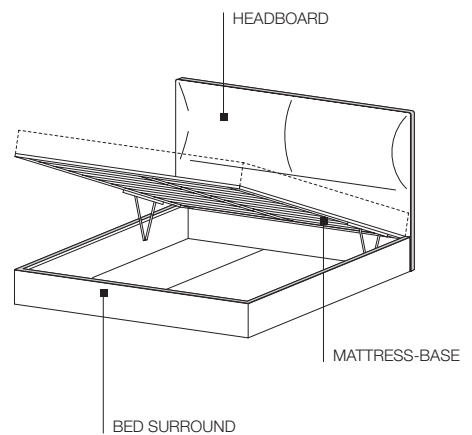
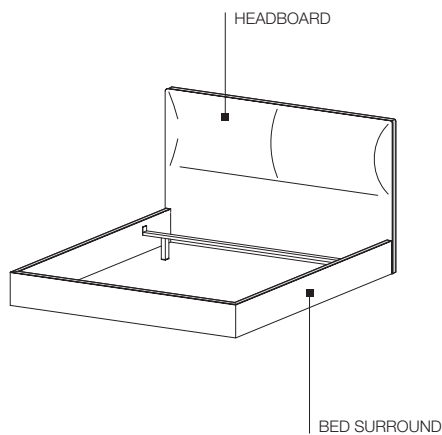
Anodised aluminium with floor slides in non-slip plastic.

REMOVABLE OUTER COVERS

(See attached card, specific for each cover).

MATTRESS-BASE SPACER (VERSION WITH FIXED MATTRESS BASE)

Plastic.



DATASHEET

REGISTERED
DESIGN

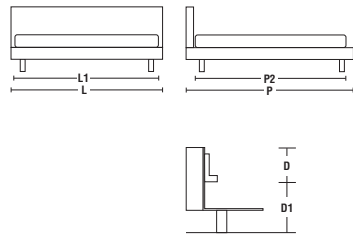
IX.2019

DIMENSIONS

Notes

- ▶ Depth of 210 cm (82 3/4") (inner measurement) is also available on RLE/RSO16 - RLE/RSO17 - RLE/RSO18 - RLE/RSO20.
- ▶ Depth 210 cm (inner measurement) is not available for beds with container under the slatted base.
- ▶ With fabric cover the finish of edge is made in leather cat. L extra.

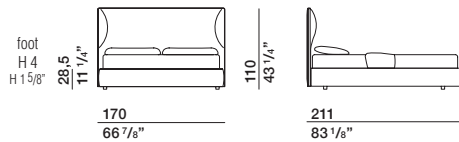
- ▶ With leather cover the finish of edge can be monochromatic (same typologie/leather colour) or in leather cat. L extra.
- ▶ **Fabric and leather covers are difficult to remove.**



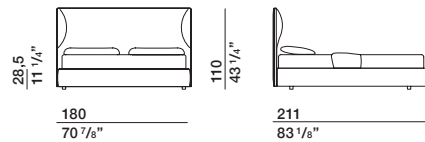
	INNER DIMENSIONS		OUTER DIMENSIONS		D / D1 Space for insertion of the slatted base
	L1 Width	P2 Length	L Width	P Length	
RLE16-16C/RSO16-16C	160 63"	200 78 3/4" <small>standard model *</small>	170 66 7/8"	211 83" <small>standard model *</small>	7,5 / 21 3" / 8 1/4"
RLE17-17C/RSO17-17C	170 66 7/8"	200 78 3/4" <small>standard model *</small>	180 70 7/8"	211 83" <small>standard model *</small>	
RLE18-18C/RSO18-18C	180 70 7/8"	200 78 3/4" <small>standard model *</small>	190 74 3/4"	211 83" <small>standard model *</small>	9,5 / 19 3 3/4" / 7 1/2"
RLEQS/RSOQS	155 61"	205 80 3/4"	165 65"	216 85"	
RLEKS/RSOKS	195 76 3/4"	205 80 3/4"	205 80 3/4"	216 85"	11,5 / 17 4 1/2" / 6 3/4"
RLE20/RSO20	200 78 3/4"	200 78 3/4" <small>standard model *</small>	210 82 3/4"	211 83" <small>standard model *</small>	
		* 210 on request 82 3/4" beds with container excluded		* 221 on request 87" beds with container excluded	

bed taking a single slatted base or 2 individual slatted bases

RLE16

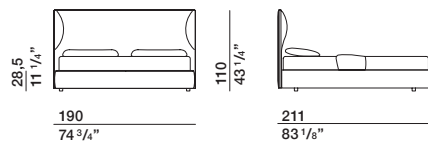


RLE17

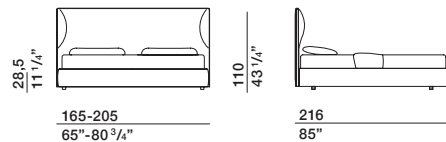


bed taking a single slatted base or 2 individual slatted bases

RLE18

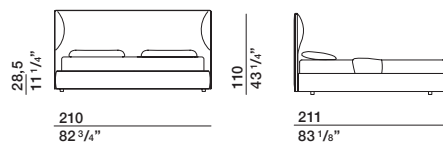


**RLEQS
RLEKS**



bed taking a single slatted base or 2 individual slatted bases

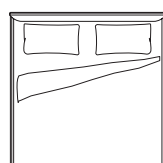
RLE20



DATASHEET

REGISTERED
DESIGN

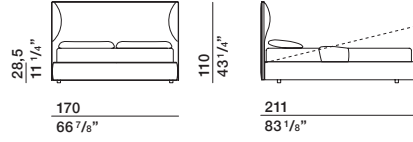
IX.2019



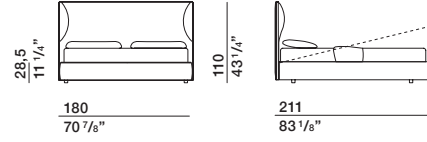
DIMENSIONS

double bed with tilting slatted base
and container under the slatted base

RLE16C



RLE17C

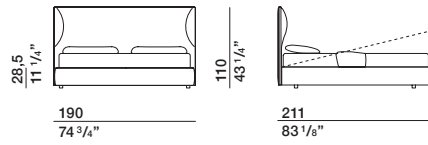


Molteni & C

4—
6

double bed with tilting slatted base
and container under the slatted base

RLE18C



DATASHEET

REGISTERED
DESIGN

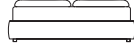
IX.2019

DIMENSIONS

bedframe taking a single slatted base
or 2 individual slatted bases

RSO16

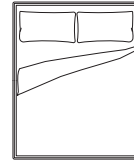
28,5
11 1/4"



170
66 7/8"

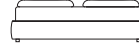


211
83 1/8"



RSO17

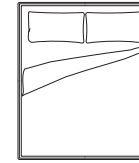
28,5
11 1/4"



180
70 7/8"




211
83 1/8"



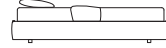
bedframe taking a single slatted base
or 2 individual slatted bases

RSO18


28,5
11 1/4"



190
74 3/4"



211
83 1/8"



**RSOQS
RSOKS**

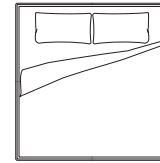
28,5
11 1/4"



165-205
65"-80 3/4"



216
85"



bedframe taking a single slatted base
or 2 individual slatted bases

RSO20

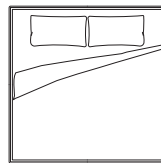
28,5
11 1/4"



210
82 3/4"



211
83 1/8"



Molteni & C

5
6

DATASHEET

REGISTERED
DESIGN

IX.2019

moltenigroup.com

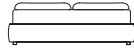
Dimensions in centimeters and inches. The right to discontinue and make changes is reserved. This information is based on the latest product information available at the time of printing.

DIMENSIONS

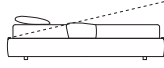
double bedframe with tilting slatted base
and container under the slatted base

RSO16C

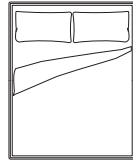
28,5
11 1/4"



170
66 7/8"



211
83 1/8"

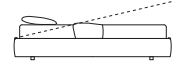


RSO17C

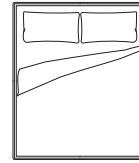
28,5
11 1/4"



180
70 7/8"



211
83 1/8"



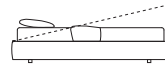
double bedframe with tilting slatted base
and container under the slatted base

RSO18C

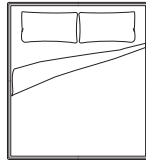
28,5
11 1/4"



190
74 3/4"



211
83 1/8"



Molteni & C

6—
6

DATASHEET

REGISTERED
DESIGN

IX.2019