

Molteni & C

CHELSEA — RODOLFO DORDONI 2015

1—
5



With the Chelsea sofa, Rodolfo Dordoni extends his idea of comfort from the dining room to the living area. Solid wood structure, enveloping seat, large cushions in goose down, is a contemporary reassessment of the most elegant reading or meditation bergere.



This symbol shows that the product has removable upholstery. Only qualified personnel can remove the upholstery of some of our products. If this information is pertinent, it will be included in the warnings section.



This symbol shows that the product is available on request in a fire resistant version that complies with the standards BS 5852 and TB 117-2013. The buyer is responsible for checking to make sure that the product is suitable and compliant with the requirements for the designated use and the current applicable laws and standards for the destination and use of the product.

DATASHEET

REGISTERED
DESIGN

2026

FINISHES

STRUCTURE FINISHES

solid wood stained:

eucalyptus - graphite oak - black oak

TECHNICAL INFORMATION

BASE

In solid wood stained. Feet in plastic non slip material.

STRUCTURE INTERIOR

Frame made of solid Fir (Picea abies) and chipboard, with elastic straps.

STRUCTURE PADDING

High capacity variable density foam polyurethane. Light velvet cover.

SEAT CUSHIONS

Insert in shaped polyurethane and sterilised feathers. 100% cotton cover.

BACK CUSHIONS (SOFAS)

Shaped polyurethane flakes and sterilized feathers. 100% cotton cover.

BACK CUSHION (ARMCHAIR)

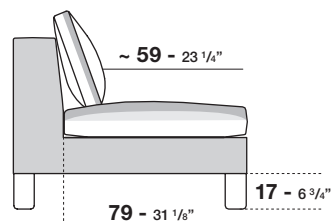
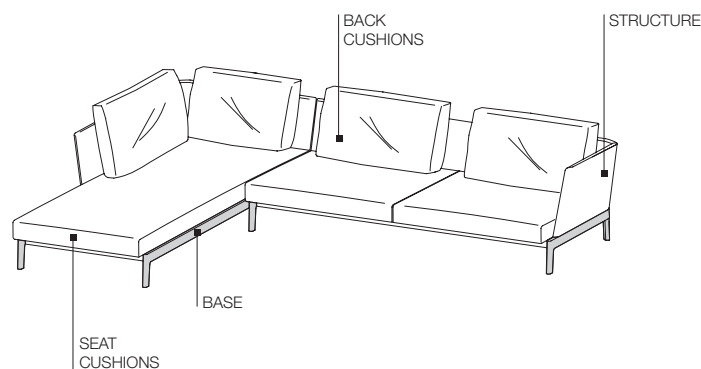
Mixture of unravelled corn fibre and polyester fibre obtained from regenerated materials (solotex) with 100% cotton cover with compartments.

REMOVABLE OUTER COVERS

(See attached card, specific for each cover).



AVAILABLE IN FIRE-RESISTANT
VERSION TB117 AND BS5852



DATASHEET

REGISTERED
DESIGN

2026

Seat depth for structure only, 79 cm

Seat depth with backrest cushion, ~ 59 cm

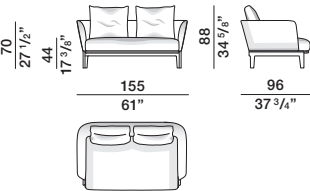
Feet high 17 cm (from ground to under seat)

Dimensions in centimeters and inches. The right to discontinue and make changes is reserved. This information is based on the latest product information available at the time of printing.

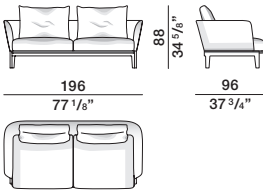
DIMENSIONS

sofas

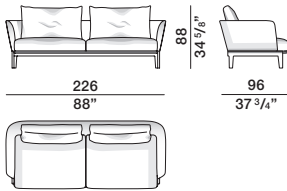
DI155



DI196

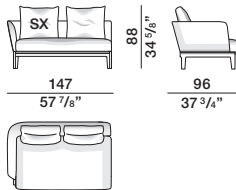


DI226

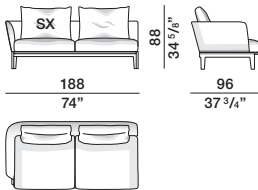


end elements

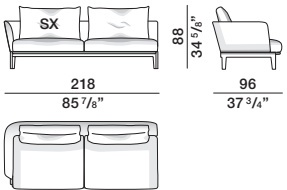
TE147 dx - sx



TE188 dx - sx

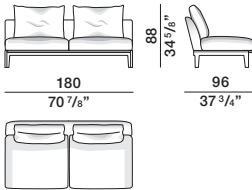


TE218 dx - sx



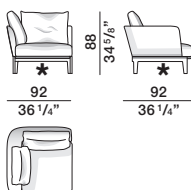
central

CN180



corner

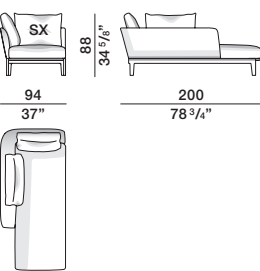
AN92



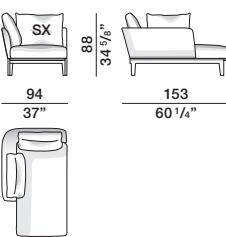
★
the corner version must
always be jointed to the
2 terminal structures

chaise longue

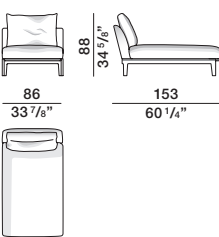
CH200A dx - sx



CH153A dx - sx

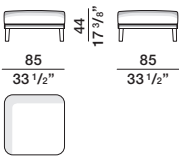


CH153B



pouf

CPF2



ornamental cushion

CS50



pair of additional cushions

CCQ/50



additional cushion

CU/60



additional cushion


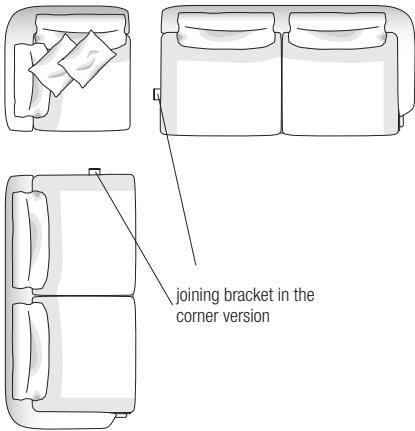
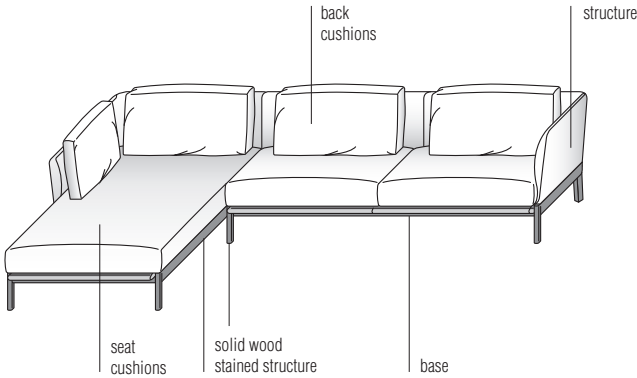
CU50/40



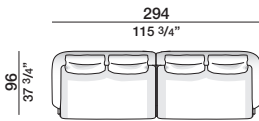
SAMPLE COMPOSITIONS

Molteni & C

4 —
5

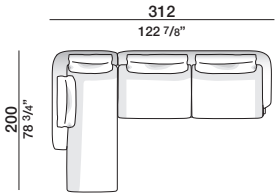


composition 1
TE147 sx
TE147 dx



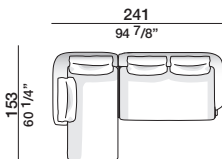
CHC01

composition 2
CH200A sx
TE218 dx



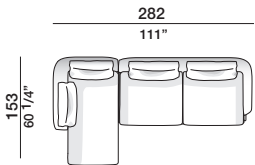
CHC02

composition 3
CH153A sx
TE147 dx



CHC03

composition 4
CH153A sx
TE188 dx



CHC04

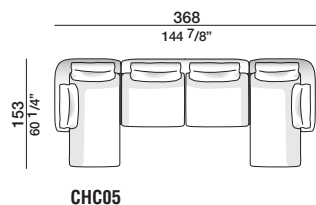
SAMPLE COMPOSITIONS

Molteni & C

5 —
5

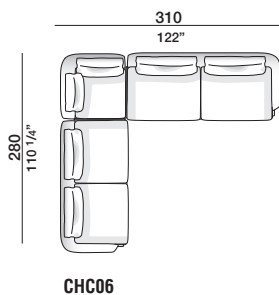
composition 5

CH153A sx
CN180
CH153A dx



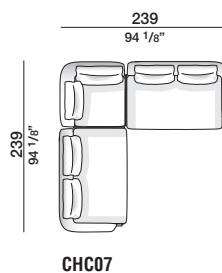
composition 6

TE188 sx
AN92
TE218 dx



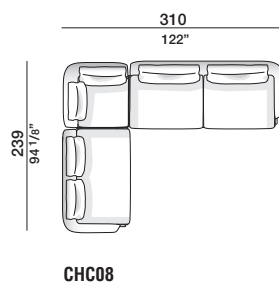
composition 7

TE147 sx
AN92
TE147 dx



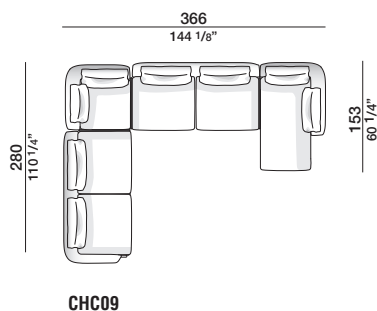
composition 8

TE147 sx
AN92
TE218 dx



composition 9

TE188 sx
AN92
CN180
CH153A dx



DATASHEET

REGISTERED
DESIGN

2026

code	gross weight kg.	volume mc.	packages	code	gross weight kg.	volume mc.	packages
AN92	46	1,13	1	DI196	77	1,742	1
CH153A	58	1,373	1	DI226	86	1,993	1
CH153B	51	1,256	1	TE147	61	1,348	1
CH200A	66	1,767	1	TE188	74	1,683	1
CN180	69	1,044	1	TE218	86	1,96	1
CPF2	25	0,496	1				
DI155	68	1,315	1				