

Molteni & C

CLIP — PATRICIA URQUIOLA 2003

1—
3



Elegance in design means high quality comfort: and continuing along the length of the bed and folding back on itself, traces a highly original form similar to a paperclip. The headboard, adjustable to several different positions, guarantees the best rest ever, the upholstery is completely removable and available in a wide range of fabrics and leather.

ADI Index, 2003

DATASHEET

IX.2019

moltenigroup.com

Dimensions in centimeters and inches. The right to discontinue and make changes is reserved. This information is based on the latest product information available at the time of printing.

FINISHES

COVERS

fabric - leather, completely removable.

Available in fire-resistant version (TB117 and BS5852).

TECHNICAL INFORMATION

TILTING HEADBOARD

Cold-foamed polyurethane with metal insert. Light velvet cover. Support crosspiece in painted metal, with anodised aluminium wheels.

SURROUND

Melamine-covered Birch (*Betula alba*) plywood with MDF and padded with self-extinguishing foam polythene. Light velvet cover.

RUNNER COVER

Melamine-covered chipboard and light velvet cover.

LOWER HEADBOARD PANEL

Melamine-covered Poplar (*Populus alba*) plywood, painted in one of the colours from the Molteni Range.

FEET

Painted metal.

ADJUSTABLE MATTRESS SUPPORT

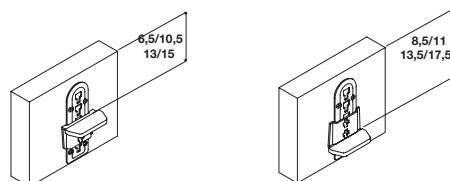
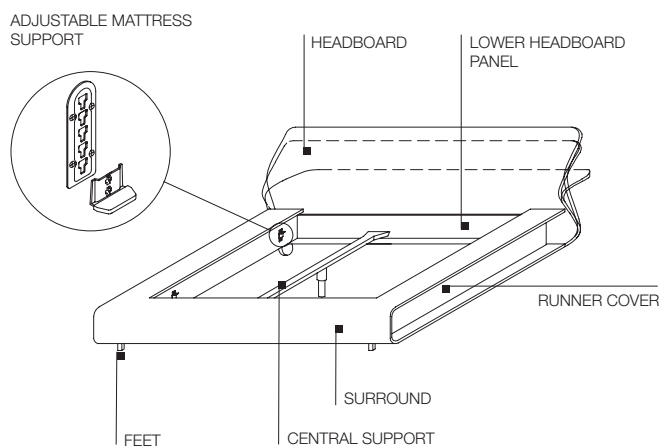
In tropicalised iron with soft PVC hood.

CENTRAL SUPPORT (ACCESSORY)

Painted metal with adjustable central foot in anodised aluminium.

REMOVABLE OUTER COVERS

(See attached card, specific for each cover).



DATASHEET

IX.2019

DIMENSIONS

Notes

Depth of 210 cm (82 3/4") (inner measurement) is also available.

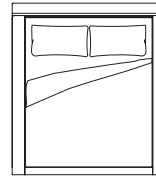
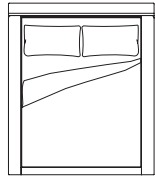
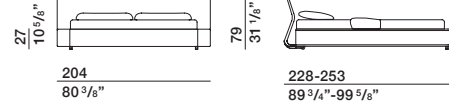
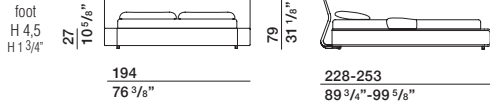
	INNER DIMENSIONS		OUTER DIMENSIONS			D / D1 Space for insertion of the slatted base
	L1 Width	P2 Length	L Width	P1 Length with vertical headboard	P Length with tilted headboard	
CM16-16T	160 63"	200 78 3/4" standard model *	194 76 3/8"	228 89 3/4"	253 99 5/8"	6.5 / 20.5 2 1/2" / 8 1/8"
CM17-17T	170 66 7/8"	200 78 3/4" standard model *	204 80 3/8"	228 89 3/4"	253 99 5/8"	8.5 / 18.5 3 3/8" / 7 1/4"
CM18-18T	180 70 7/8"	200 78 3/4" standard model *	214 84 1/4"	228 89 3/4"	253 99 5/8"	10.5 / 16.5 4 1/8" / 6 1/2"
		* 210 on request 82 3/4"				11 / 16 4 3/8" / 6 1/4"
						13 / 14 5 1/8" / 5 1/2"
						13.5 / 13.5 5 3/8" / 5 3/8"
						15 / 12 5 7/8" / 4 3/4"
						17.5 / 9.5 6 7/8" / 3 3/4"

bed taking a single slatted base

bed taking a single slatted base

CM16

CM17

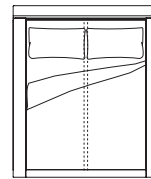

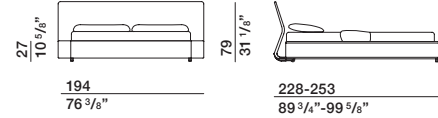
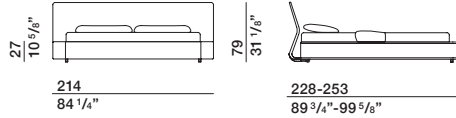


bed taking a single slatted base

beds with central support for 2 individual slatted bases

CM18

CM16T



beds with central support for 2 individual slatted bases

beds with central support for 2 individual slatted bases

CM17T

CM18T

