

Molteni & C

ALFA — HANNES WETTSTEIN 2001

1—
2



Alfa was born from the union of just two pieces: one is the back, which continues into the rear legs; the other is the seat that extends into the front legs. Both pieces are in composite polyester resin composite, material with added fibreglass. Alfa can be glossy and matt lacquered.



EDIT
ORS
AWA
RDS

Best Seating 2001: Alfa

DATASHEET

REGISTERED
DESIGN

IX.2018

FINISHES

SPECIAL MATT COLOURS

chalk white - platinum - anthracite - sand

SPECIAL GLOSSY COLOURS

chalk white - silver grey

Molteni & C

TECHNICAL INFORMATION

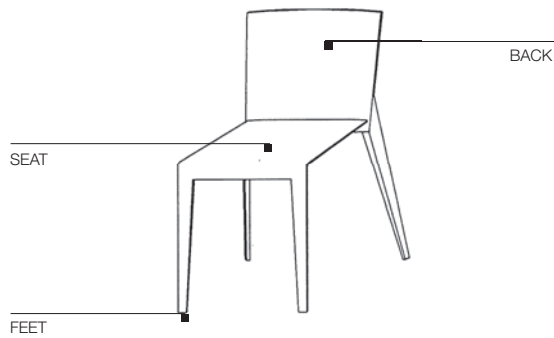
SEAT AND BACK

“SMC” - Compound polyester resin reinforced with glass fibre. Available in the versions glossy and matt lacquered.

FEET

Non-slip polyurethane.

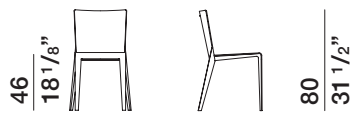
2—
2



DIMENSIONS

chair

1SA



49
19 1/4"

50
19 3/4"



DATASHEET

REGISTERED
DESIGN

IX.2018




Molteni & C

**FINISHES
MOLTENI&C
RANGE**
IX.2018



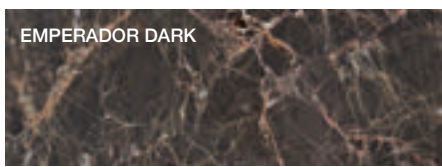
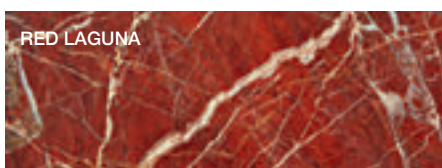

	MATT LACQUER	GLOSSY LACQUER	COLOURED GLASS	ETCHED COLOURED GLASS	CARTAPAGLIA LACQUERED only Gliss Master	STOPSOL GLASS TRANSPARENT STOPSOL GLASS
CHALK WHITE	•	•	•	•	•	
PEARL	•	•	•	•	•	
SILICA	•	•	•	•	•	
SAND	•	•	•	•	•	
DOVE GREY	•	•	•	•	•	
PLATINUM	•	•	•	•	•	
DUNE	•	•	•	•	•	
CLAY	•	•	•	•	•	
DOLOMITE GREY	•	•	•	•	•	
COPPER	•	•	•	•	•	
RUST	•	•	•	•	•	
RUBY	•	•	•	•	•	
CARAMEL	•	•	•	•	•	
MOKA	•	•	•	•	•	
MUSTARD	•	•	•	•	•	
LIGHT BLUE GREY	•	•	•	•	•	
PEWTER COLOUR	•	•	•	•	•	
ANTHRACITE	•	•	•	•	•	
BLACK	•	•	•	•	•	
STOPSOL						•
LESSLESS RED	•					
	only matt lacquer					

The finishes shown are indicative and refer to the entire production range. We recommend that you consult the "Colour Range" samples which show the complete range of finishes, including those not shown here. Molteni&C reserves the right to modify the range without warning.


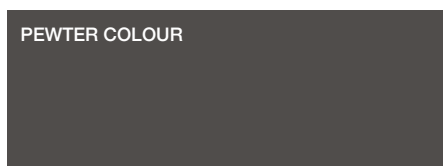


WOODS



MARBLES



METAL PARTS



MELAMINE FRONT
GLISS MASTER

CARTAPAGLIA WHITE

CARTAPAGLIA ANTHRACITE

CARTAPAGLIA SILICA

GRAFFIATO SILICA

GRAFFIATO BRONZE

SILK DOVE GREY

SILK SILICA

SILK CHALK WHITE

MELAMINE STRUCTURE
GLISS MASTER

WHITE SHANTUNG

GREY SHANTUNG

MELAMINE STRUCTURE
GLISS MASTER, MASTER DRESSING,
GLISS WALK-IN

SILVER CEMBRAN

LARIX DARK

MELAMINE STRUCTURE
GLISS MASTER, MASTER DRESSING

WHITE

ECO SKIN

IVORY

HEMP

MINK

DARK BROWN

GREY

FINE GRAIN

FINE GRAIN