

Molteni & C

TREVI — MATTEO NUNZIATI 2015

1—
2



Matteo Nunziati took his inspiration from baroque art for this set of small round tables. The overlapping convex top resemble drapery stirred by the wind. It is as if they are hanging in the air. A typical effect of painters and architects from seventeenth-century Rome and its iconic Trevi fountain gave the tables their name. Pewter-colored metal frame and eucalyptus and oak tops are the finishes available.

FEATURES

Small tables characterized by the shaped round top in wooden finish.

DATASHEET

REGISTERED
DESIGN

IX.2018

FINISHES

TOPS FINISHES

eucalyptus - grey oak - graphite oak

STRUCTURE FINISH

pewter colour

Molteni & C

TECHNICAL INFORMATION

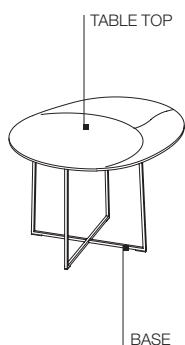
TABLE TOP

Curved, molded laminated poplar (*Populus alba*) panel, clad with sliced Eucalyptus (*Eucalyptus globulus*) wood or Oak (*Quercus*).

BASE

In painted metal, feet in non-slip plastic.

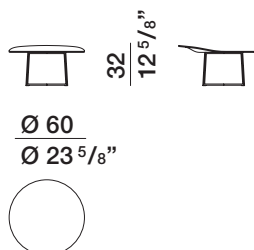
2—
2



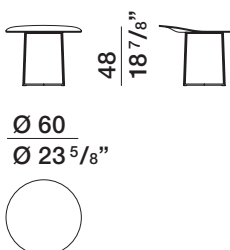
DIMENSIONS

small table

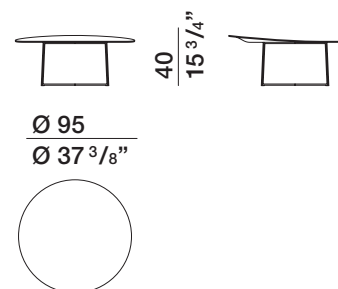
TNR1



TNR2



TNR3



DATASHEET

REGISTERED
DESIGN

IX.2018




Molteni & C

**FINISHES
MOLTENI&C
RANGE**
IX.2018



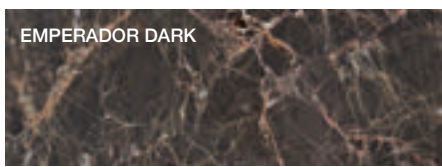
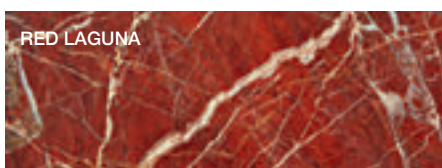

	MATT LACQUER	GLOSSY LACQUER	COLOURED GLASS	ETCHED COLOURED GLASS	CARTAPAGLIA LACQUERED only Gliss Master	STOPSOL GLASS TRANSPARENT STOPSOL GLASS
CHALK WHITE	•	•	•	•	•	
PEARL	•	•	•	•	•	
SILICA	•	•	•	•	•	
SAND	•	•	•	•	•	
DOVE GREY	•	•	•	•	•	
PLATINUM	•	•	•	•	•	
DUNE	•	•	•	•	•	
CLAY	•	•	•	•	•	
DOLOMITE GREY	•	•	•	•	•	
COPPER	•	•	•	•	•	
RUST	•	•	•	•	•	
RUBY	•	•	•	•	•	
CARAMEL	•	•	•	•	•	
MOKA	•	•	•	•	•	
MUSTARD	•	•	•	•	•	
LIGHT BLUE GREY	•	•	•	•	•	
PEWTER COLOUR	•	•	•	•	•	
ANTHRACITE	•	•	•	•	•	
BLACK	•	•	•	•	•	
STOPSOL						•
LESSLESS RED	•					
	only matt lacquer					

The finishes shown are indicative and refer to the entire production range. We recommend that you consult the "Colour Range" samples which show the complete range of finishes, including those not shown here. Molteni&C reserves the right to modify the range without warning.


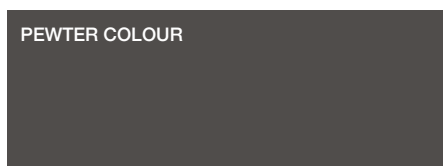


WOODS



MARBLES



METAL PARTS

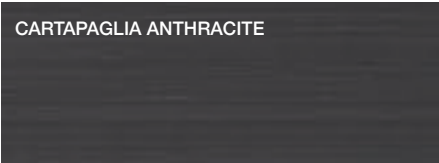


MELAMINE FRONT
GLISS MASTER

CARTAPAGLIA WHITE




CARTAPAGLIA ANTHRACITE



CARTAPAGLIA SILICA




GRAFFIATO SILICA




GRAFFIATO BRONZE



SILK DOVE GREY



SILK SILICA




SILK CHALK WHITE




MELAMINE STRUCTURE
GLISS MASTER

WHITE SHANTUNG




GREY SHANTUNG




MELAMINE STRUCTURE
GLISS MASTER, MASTER DRESSING,
GLISS WALK-IN

SILVER CEMBRAN



LARIX DARK



MELAMINE STRUCTURE
GLISS MASTER, MASTER DRESSING

WHITE



ECO SKIN

IVORY




HEMP



MINK



DARK BROWN



GREY



FINE GRAIN

FINE GRAIN

