

# Molteni & C

## BELGRAVIA — RODOLFO DORDONI 2018

1—  
2



Una struttura a ponte in essenza, con una sagoma a doppia inclinazione e una sofisticata tecnica di ebanisteria, ha reso possibile l'unione tra le gambe e la trave portante del tavolo. I piani nei tre materiali nobili, la pietra, l'essenza e il vetro, impreziosiscono l'insieme, creando una continuità di disegno ad alto spessore. Diverse dimensioni per permetterne l'utilizzo in ambienti diversi dove sicuramente Belgravia risulterà protagonista indiscusso.

**SCHEDA  
TECNICA**

REGISTERED  
DESIGN

IX.2018

**moltenigroup.com**

Dimensioni espresse in centimetri e pollici. L'azienda si riserva il diritto di apportare modifiche ai modelli senza preavviso. Le informazioni qui riportate sono basate sugli ultimi dati pubblicati a listino.

## FINITURE

**FINITURE STRUTTURA**  
 (FASCE LATERALI E GAMBE)  
 eucalipto  
 rovere grafite

**FINITURE PIANI**  
**Essenza:**  
 eucalipto  
 rovere grafite

**FINITURE PIANI**  
**Marmo lucido:**  
 emperador dark  
 grigio oriente  
 calacatta oro

**VETRO COLORATO:**  
 nei colori della  
 gamma Molteni

## DIMENSIONI

### Avvertenze

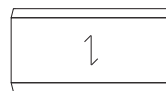
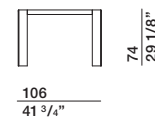
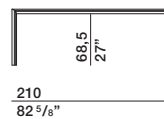
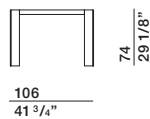
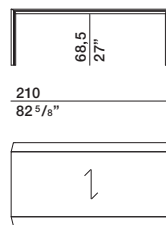
- Nella versione con piano in marmo il piano è sempre diviso centralmente.
- Nella versione essenza la venatura del piano è trasversale mentre le fasce sono longitudinali.
- Nella versione vetro le teste sono in finitura verniciato peltro.

# Molteni & C

2—  
2

### tavolo

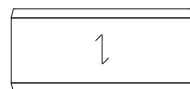
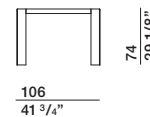
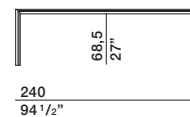
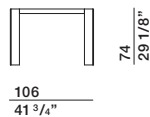
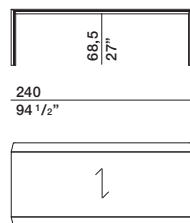
**BT21/11**



versione piano marmo

### tavolo


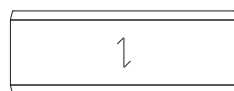
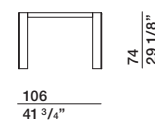
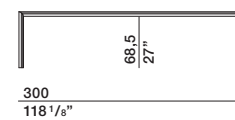
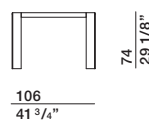
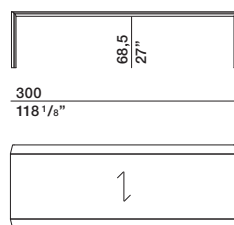
**BT24/11**



versione piano marmo

### tavolo

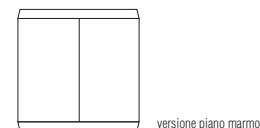

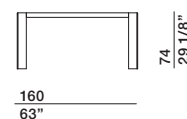
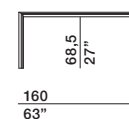
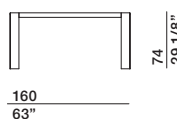
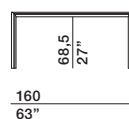
**BT30/11**



versione piano marmo

### tavolo

**BT16/16**



versione piano marmo

**SCHEDA  
 TECNICA**

REGISTERED  
 DESIGN

IX.2018

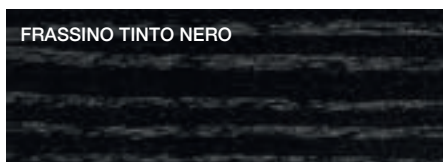


**Molteni & C**

**FINITURE  
GAMMA  
MOLTENI&C  
IX.2018**

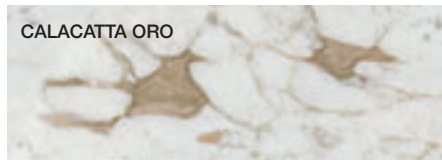


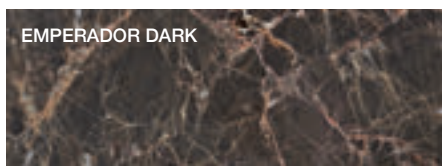
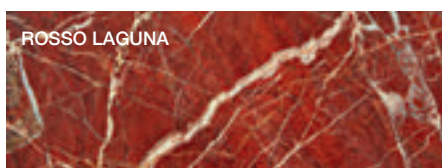

	LACCATO OPACO	LACCATO LUCIDO	VETRO COLORATO	VETRO ACIDATO COLORATO	CARTAPAGLIA LACCATO solo Gliss Master	VETRO STOPSOL VETRO STOPOL TRASPARENTE
BIANCO CALCE	•	•	•	•	•	
PERLA	•	•	•	•	•	
SILICE	•	•	•	•	•	
SABBIA	•	•	•	•	•	
TORTORA	•	•	•	•	•	
PLATINO	•	•	•	•	•	
DUNA	•	•	•	•	•	
ARGILLA	•	•	•	•	•	
DOLOMITE	•	•	•	•	•	
RAME	•	•	•	•	•	
RUGGINE	•	•	•	•	•	
RUBINO	•	•	•	•	•	
CARAMELLO	•	•	•	•	•	
MOKA	•	•	•	•	•	
SENAPE	•	•	•	•	•	
CARTA DA ZUCCHERO	•	•	•	•	•	
PELTRO	•	•	•	•	•	
ANTRACITE	•	•	•	•	•	
NERO	•	•	•	•	•	
STOPSOL						•
ROSSO LESSLESS solo laccato opaco	•					

Le finiture fornite sono solo indicative e si riferiscono all'intera produzione. Si raccomanda di consultare il campionario "Gamma Colori" completo di tutte le finiture, anche quelle qui non riportate. Molteni&C si riserva di apportare modifiche senza obbligo di preavviso.


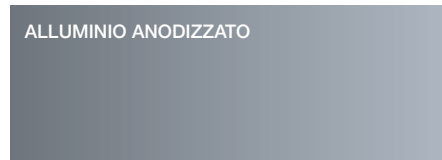


## ESSENZE



## MARMI



## PARTI METALLICHE



**NOBILITATO FACCIATA**  
GLISS MASTER

CARTAPAGLIA BIANCO

CARTAPAGLIA ANTRACITE

CARTAPAGLIA SILICE

GRAFFIATO SILICE

GRAFFIATO BRONZO

TORTORA SILK

SILICE SILK

BIANCO CALCE SILK

**NOBILITATO STRUTTURA**  
GLISS MASTER

SHANTUNG BIANCO

SHANTUNG GRIGIO

**NOBILITATO STRUTTURA**  
GLISS MASTER, MASTER DRESSING,  
GLISS WALK-IN

CEMBRO ARGENTO

LARIX MORO

**NOBILITATO STRUTTURA**  
GLISS MASTER, MASTER DRESSING

WHITE

**ECO SKIN**

AVORIO

CANAPA

VISONE

TESTA DI MORO

GRIGIO

**FINE GRAIN**

FINE GRAIN