

MARTEEN — VINCENT VAN DUYSSEN 2021

1—
8



Marteen è un sistema di sedute e contenitori multifunzionale che propone un'armonia di volumi perfettamente equilibrati, in un'alternanza di pieni e vuoti.



Il simbolo indica che questo prodotto è dotato di rivestimento sfoderabile. In alcuni casi, il prodotto è sfoderabile, ma solo da personale qualificato; questa evenienza viene evidenziata nelle avvertenze.



Il simbolo indica che il prodotto è disponibile, su richiesta, in versione ignifuga in ottemperanza alle normative BS 5852 e TB 117-2013.

È responsabilità dell'acquirente verificare che il prodotto sia idoneo e conforme ai requisiti richiesti per la destinazione d'uso e alle normative vigenti nel luogo di destinazione e utilizzo del prodotto.

**SCHEDA
TECNICA**

REGISTERED
DESIGN

2026

FINITURE

FINITURE BASAMENTO

verniciato peltro

INFORMAZIONI TECNICHE

INTERNO STRUTTURA

Telaio composto da legno massello di Abete (Picea abies) e pannelli di particelle di legno, con cinghie elastiche.

IMBOTTITURA STRUTTURA

Poliuretano espanso ad alta portanza a densità variabile. Fodera in vellutino accoppiato.

CUSCINI SCHIENALE

Solotex. Fodera in cotone 100%.

BASAMENTO

Piedini in acciaio termosaldato verniciato con puntali d'appoggio in materiale plastico antiscivolo.

RIVESTIMENTO ESTERNO SFODERABILE

(Vedi scheda allegata, specifica del rivestimento).

MODULI CON CASSETTO

Top: Pannello tamburato, rivestito con tranciato di legno Rovere (Quercus) o Eucalipto (Eucalyptus globulus);

Cassetto: Pannello di fibra a media densità lavorato, piegato, laccato opaco; struttura rinforzata con piastre metalliche.

TAVOLINI CON CASSETTO

Top: Pannello tamburato, rivestito con tranciato di legno Rovere (Quercus) o Eucalipto (Eucalyptus globulus);

Cassetto: Pannello di fibra a media densità lavorato, piegato, laccato opaco; struttura rinforzata con piastre metalliche.

Basamento: Pannello di particelle di legno, laccato opaco.

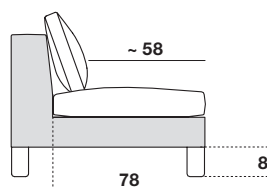
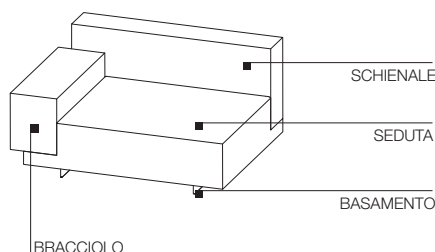
TAVOLINI

Top: Pannello tamburato, rivestito con tranciato di legno Rovere (Quercus) o Eucalipto (Eucalyptus globulus);

Basamento: Pannello tamburato, nobilitato, laccato opaco.

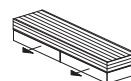
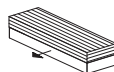
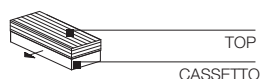


PRODOTTO DISPONIBILE
IN VERSIONE CONFORME
A TB117 O BS5852

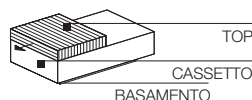
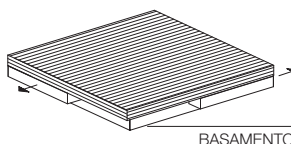
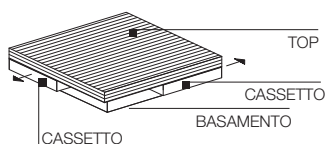


Profondità di seduta solo struttura 78 cm
Profondità di seduta con cuscino schienale ~ 58 cm
Altezza da pavimento a sotto divano 8 cm

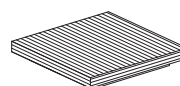
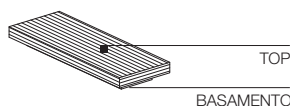
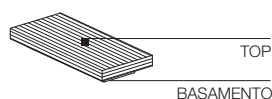
MODULI CON CASSETTO



TAVOLINI CON CASSETTO



TAVOLINI



SCHEDA TECNICA

REGISTERED
DESIGN

2026

AVVERTENZE

Per una corretta ergonomia e per godere del massimo confort si consiglia di progettare ogni modulo utilizzando uno o più cuscini schienale, secondo le misure proposte a listino.

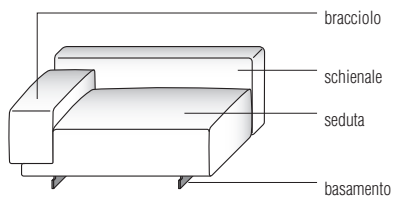
Oltre alla corretta ergonomia la presenza di questi elementi conferisce al prodotto un aspetto estetico completo ed elegante.

Nella compilazione dell'Ordine

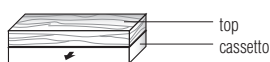
Specificare tipologia e numero degli schienali.

Molteni & C

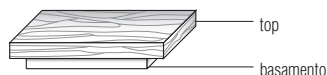
3—
8



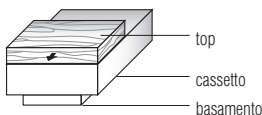
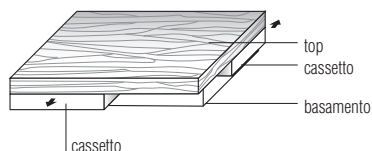
Moduli con cassetto



Tavolini



Tavolini con cassetto



SCHEDA TECNICA

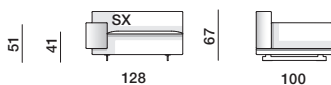
REGISTERED
DESIGN

2026

DIMENSIONI

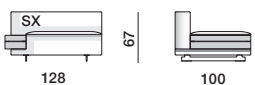
terminale con bracciolo basso

TEB128 dx - sx



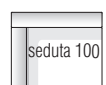
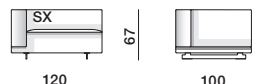
terminale con cassetto

TEC128 dx - sx



terminale angolare

TEA120 dx - sx



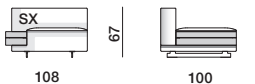
terminale con bracciolo basso

TEB108 dx - sx



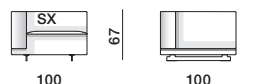
terminale con cassetto

TEC108 dx - sx



terminale angolare

TEA100 dx - sx



cuscino
schienale

CS80/50



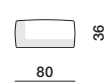
cuscino
schienale

CS10/50



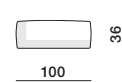
cuscino
schienale

CS80/36



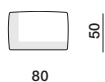
cuscino
schienale

CS10/36



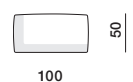
cuscino
schienale

CS80/50



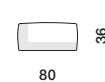
cuscino
schienale

CS10/50



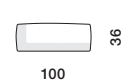
cuscino
schienale

CS80/36



cuscino
schienale

CS10/36



cuscino
schienale

CS80/50



cuscino
schienale

CS10/50



cuscino
schienale

CS80/36



cuscino
schienale

CS10/36



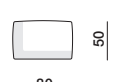
cuscino
schienale

CS60/50



cuscino
schienale

CS80/50



cuscino
schienale

CS60/36




cuscino
schienale

CS80/36



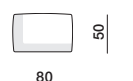
cuscino
schienale

CS60/50



cuscino
schienale

CS80/50



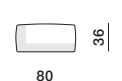
cuscino
schienale

CS60/36



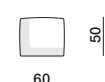
cuscino
schienale

CS80/36



cuscino
schienale

CS60/50



cuscino
schienale

CS80/50



cuscino
schienale

CS60/36



cuscino
schienale

CS80/36

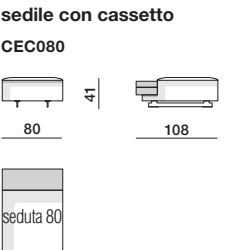
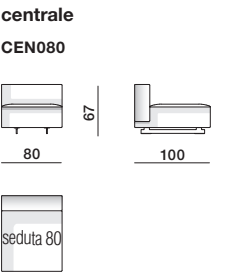
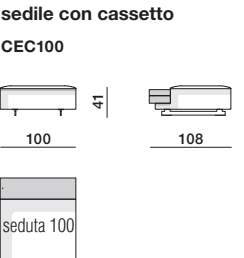
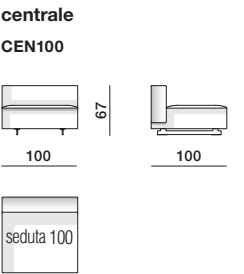

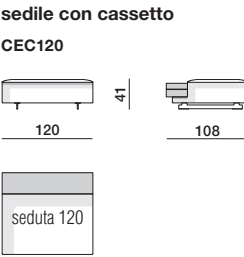

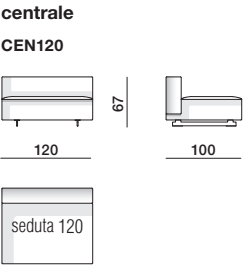


SCHEDA
TECNICA

REGISTERED
DESIGN

2026

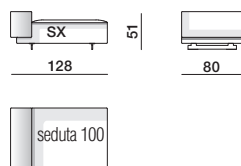
DIMENSIONI



DIMENSIONI

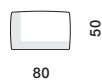
isola con bracciolo basso

ISB128 dx - sx



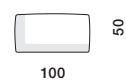
cuscinio
schienale

CS80/50



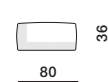
cuscinio
schienale

CS10/50




cuscinio
schienale

CS80/36



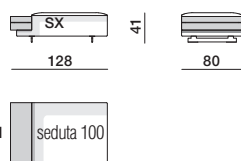
cuscinio
schienale

CS10/36



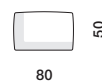
isola con cassetto

ISC128 dx - sx



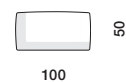
cuscinio
schienale

CS80/50



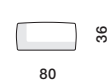
cuscinio
schienale

CS10/50




cuscinio
schienale

CS80/36



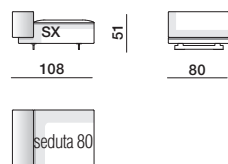
cuscinio
schienale

CS10/36



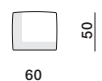
isola con bracciolo basso

ISB108 dx - sx



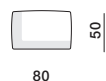
cuscinio
schienale

CS60/50



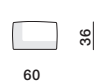
cuscinio
schienale

CS80/50



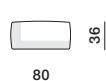
cuscinio
schienale

CS60/36



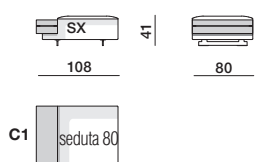
cuscinio
schienale

CS80/36



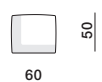
isola con cassetto

ISC108 dx - sx



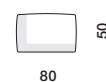
cuscinio
schienale

CS60/50



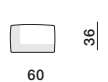
cuscinio
schienale

CS80/50



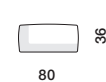
cuscinio
schienale

CS60/36



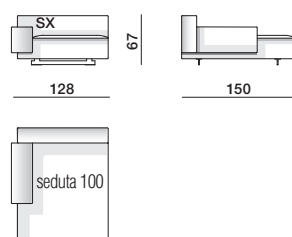
cuscinio
schienale

CS80/36



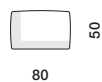
chaise longue con bracciolo basso

CLB128 dx - sx



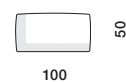
cuscinio
schienale

CS80/50



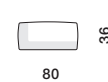
cuscinio
schienale

CS10/50



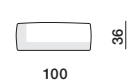
cuscinio
schienale

CS80/36



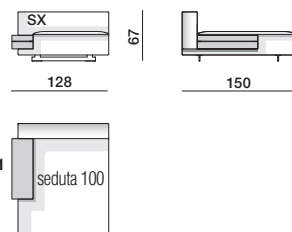
cuscinio
schienale

CS10/36



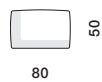
chaise longue con cassetto

CLC128 dx - sx



cuscinio
schienale

CS80/50



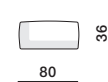
cuscinio
schienale

CS10/50



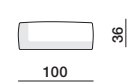
cuscinio
schienale

CS80/36



cuscinio
schienale

CS10/36

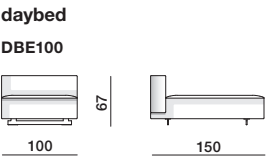


MARTEEN—
VINCENT
VAN DUYSSEN
2021

Molteni & C

7—
8

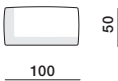
DIMENSIONI



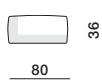
**cuscino
schienale**
CS80/50



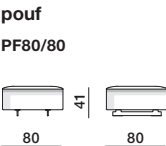
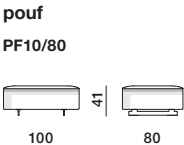
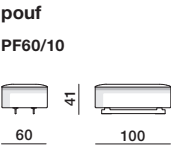
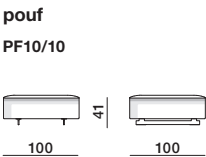
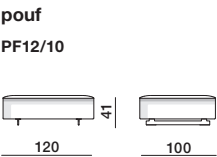
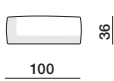
**cuscino
schienale**
CS10/50



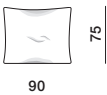
**cuscino
schienale**
CS80/36



**cuscino
schienale**
CS10/36



**cuscino
ornamentale**
PCU90/75



**cuscino
ornamentale**
CF48



SCHEDA
TECNICA

REGISTERED
DESIGN

2026

moltenigroup.com

Dimensioni espresse in centimetri. L'azienda si riserva il diritto di apportare modifiche ai modelli senza preavviso. Le informazioni qui riportate sono basate sugli ultimi dati pubblicati a listino.

FINITURE

FINITURA CASSETTI
E BASAMENTO
laccato color peltro

FINITURE TOP

eucalipto
rovere thermo

ATTENZIONE:

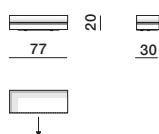
► I moduli con cassetto (C1-C2-C3) non sono
ordinabili singolarmente ma unicamente
abbinati ai moduli previsti a listino

► Non sono possibili riduzioni di alcun genere

DIMENSIONI

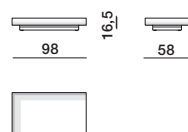
C1 modulo con 1 cassetto

CAS1



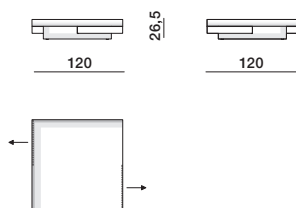
tavolini

TAV1



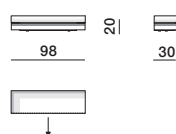
tavolino con 2 cassette

TAC2

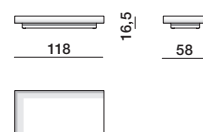


C2 modulo con 1 cassetto

CAS2

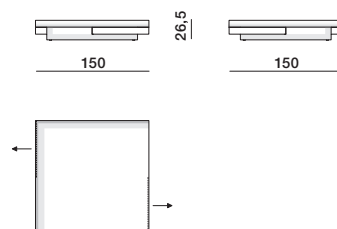


TAV2



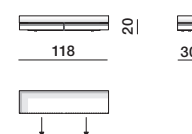
tavolino con 2 cassette

TAC3

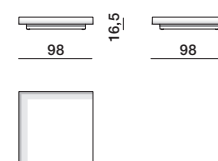


C3 modulo con 2 cassette

CAS3

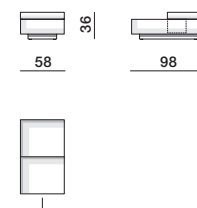


TAV3



tavolino con 1 cassetto

TAC1



codice prodotto	peso lordo kg.	volume mc.	colli	codice prodotto	peso lordo kg.	volume mc.	colli
TEB128	69	1,1	1	CLC128	72	1,56	1
TEC128	59,5	1,05	1	DBE100	62	1,25	1
TEA120	67	1,025	1	PF12/10	40	0,63	1
TEB108	61,8	0,94	1	PF10/10	36,8	0,53	1
TEC108	53	0,88	1	PF60/10	29	0,34	1
TEA100	61	0,87	1	PF10/80	32	0,46	1
CEN120	62	1,07	1	PF80/80	29	0,37	1
CEC120	42,5	0,8	1	CAS1	21	0,073	1
CEN100	55	0,92	1	CAS2	23	0,16	1
CEC100	38,5	0,6	1	CAS3	37	0,27	1
CEN080	48	0,69	1	TAV1	23	0,16	1
CEC080	34	0,443	1	TAV2	27	0,18	1
ISB128	45	0,69	1	TAV3	37	0,27	1
ISC128	35	0,61	1	TAC1	36	0,3	1
ISB108	42	0,63	1	TAC2	0,72	77	3
ISC108	32	0,475	1	TAC3	0,9	95,5	3
CLB128	81	1,63	1				