

LARGE — FERRUCCIO LAVIANI 2012

1—
8



Ferruccio Laviani disegna Large, un sistema di divani, fissi o componibili, dai volumi equilibrati e dalle proporzioni generose. Con un cuscino sedile unico fatto da una schiuma termosensibile di nuova generazione che si automodella per distribuire il peso e mantenere la forma di seduta.

CARATTERISTICHE

Sistema di divani, fissi o componibili, caratterizzati da volumi equilibrati e proporzioni generose, con un cuscino sedile unico di nuova concezione (piuma + ecomemory) migliorativo del comfort di seduta, della manutenzione e dell'aspetto estetico. La scelta quantitativa e dimensionale dei cuscini schienale è a discrezione del cliente.

**SCHEDA
TECNICA**

REGISTERED
DESIGN

IX.2018

FINITURE

RIVESTIMENTI

tessuto - pelle, completamente sfoderabili.

FINITURE PIEDI

cromo lucido - cromo nero - peltro

INFORMAZIONI TECNICHE

INTERNO STRUTTURA

Telaio composto da legno massello di Abete (Picea abies) e pannelli di particelle di legno, con cinghie elastiche.

IMBOTTITURA STRUTTURA

Poliuretano espanso ad alta portanza a densità variabile. Fodera in vellutino accoppiato.

CUSCINI SEDUTA

Inserto in poliuretano sagomato e piuma sterilizzata. Fodera in cotone 100%.

CUSCINI SCHIENALE

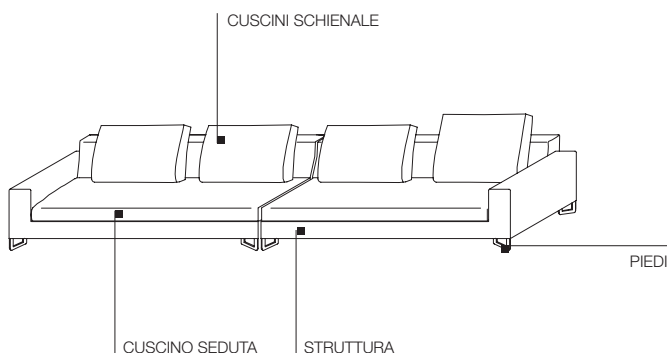
Piuma e fibra poliestere a scomparti. Fodera in cotone 100%.

PIEDI

Acciaio piegato e tagliato al laser, cromato o verniciato, con appoggi a terra in materiale plastico antiscivolo.

RIVESTIMENTO ESTERNO SFODERABILE

(Vedi etichetta allegata, specifica del rivestimento).



SCHEDA TECNICA

REGISTERED
DESIGN

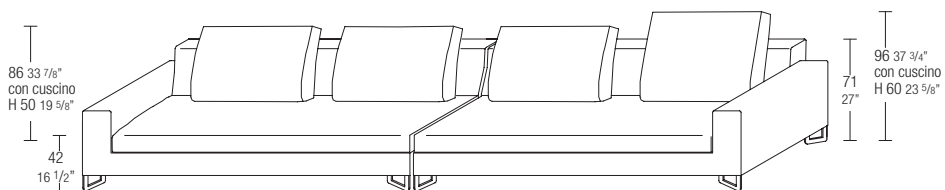
IX.2018

DIMENSIONI

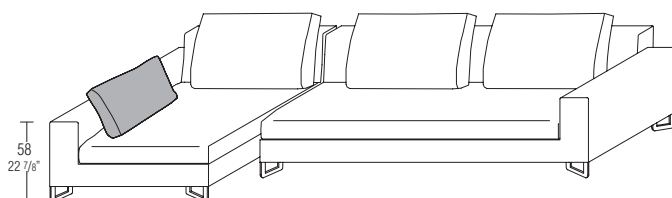
Avvertenze

Ogni singolo elemento (divano, terminale, penisola, angolare, isola o chaise longue) deve essere completato, per una corretta ergonomia, con uno o più cuscini schienale a scelta

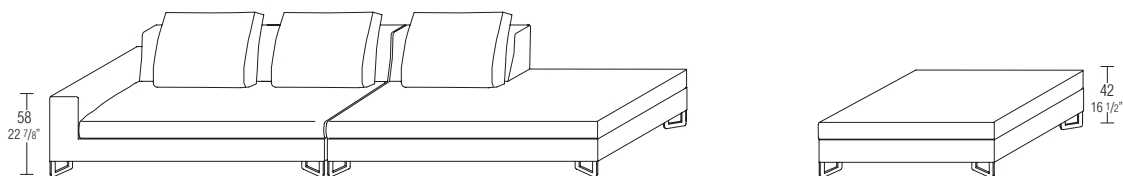
Schienali altezza variabile



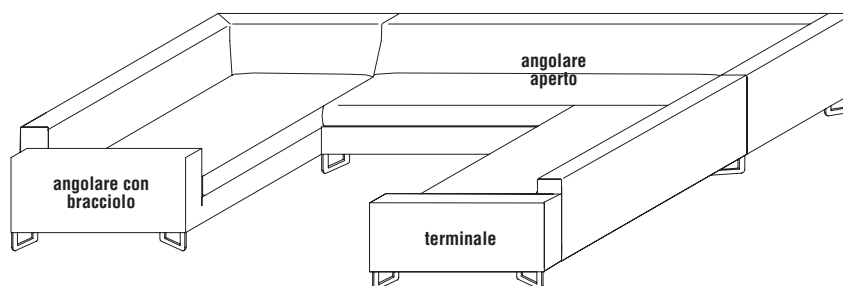
Esempio utilizzo cuscino bracciolo



Esempio con isola e pouf

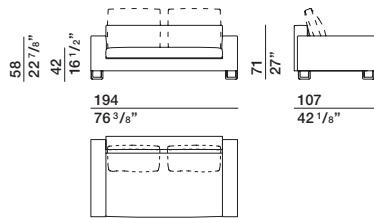


Esempio angolari

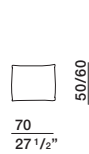


DIMENSIONI

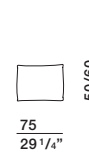
divano struttura
DS194



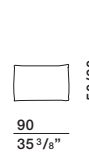
cuscino schienale
CS70/50 - CS70/60



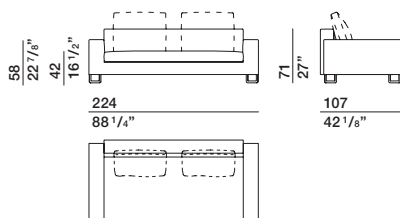
CS75/50 - CS75/60



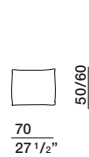
CS90/50 - CS90/60



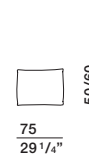
divano struttura
DS224



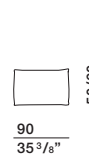
cuscino schienale
CS70/50 - CS70/60



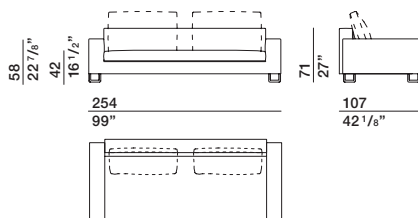
CS75/50 - CS75/60



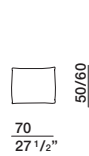
CS90/50 - CS90/60



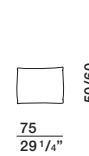
divano struttura
DS254



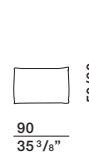
cuscino schienale
CS70/50 - CS70/60



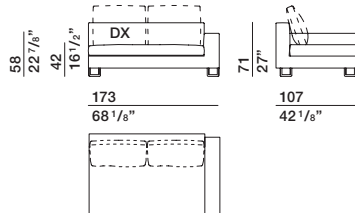
CS75/50 - CS75/60



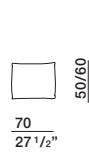
CS90/50 - CS90/60



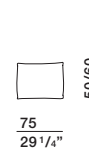
terminale struttura
TS173 dx - sx



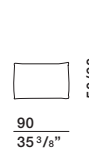
cuscino schienale
CS70/50 - CS70/60



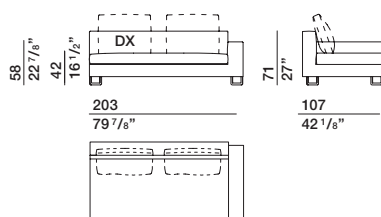
CS75/50 - CS75/60



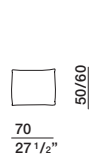
CS90/50 - CS90/60



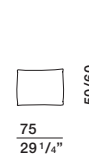
terminale struttura
TS203 dx-sx



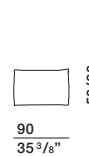
cuscino schienale
CS70/50 - CS70/60



CS75/50 - CS75/60



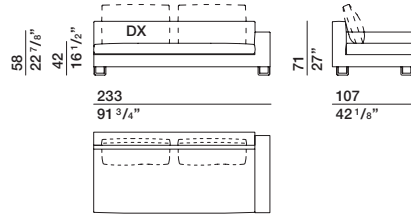
CS90/50 - CS90/60



DIMENSIONI

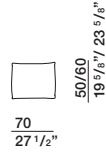
terminale struttura

TS233 dx - sx

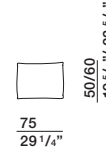


cuscino schienale

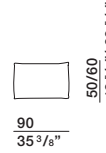
CS70/50 - CS70/60



CS75/50 - CS75/60



CS90/50 - CS90/60

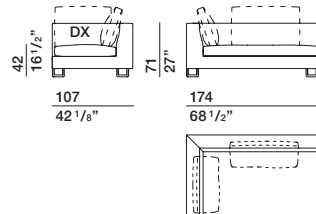


Molteni&C

5—
8

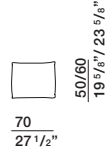
angolare aperto struttura

AAS174 dx - sx

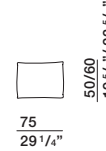


cuscino schienale

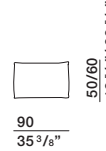
CS70/50 - CS70/60



CS75/50 - CS75/60

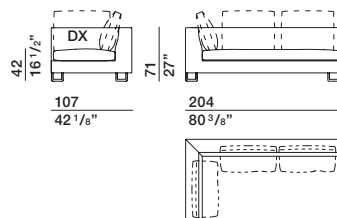


CS90/50 - CS90/60



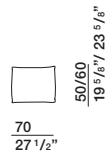
angolare aperto struttura

AAS204 dx - sx

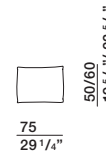


cuscino schienale

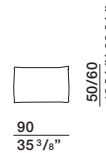
CS70/50 - CS70/60



CS75/50 - CS75/60

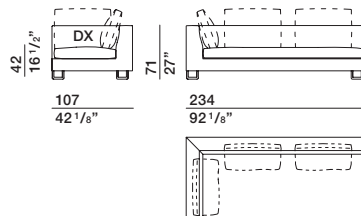


CS90/50 - CS90/60



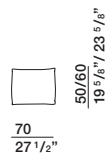
angolare aperto struttura

AAS234 dx - sx

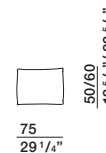


cuscino schienale

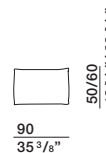
CS70/50 - CS70/60



CS75/50 - CS75/60



CS90/50 - CS90/60



**SCHEDA
TECNICA**

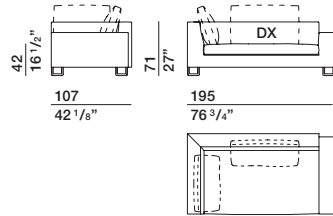
REGISTERED
DESIGN

IX.2018

DIMENSIONI

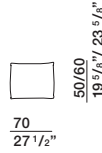
angolare con bracciolo struttura

ABS195 dx - sx

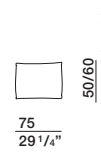


cuscino schienale

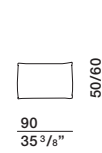
CS70/50 - CS70/60



CS75/50 - CS75/60



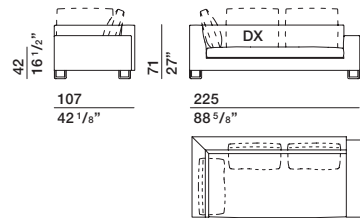
CS90/50 - CS90/60



Molteni&C

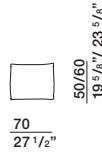
angolare con bracciolo struttura

ABS225 dx - sx

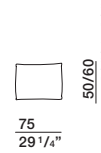


cuscino schienale

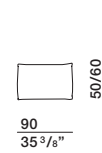
CS70/50 - CS70/60



CS75/50 - CS75/60



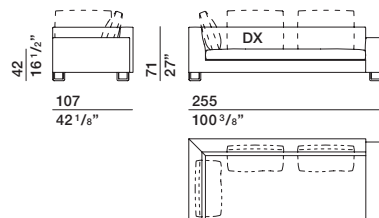
CS90/50 - CS90/60



6—
8

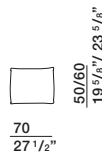
angolare con bracciolo struttura

ABS255 dx - sx

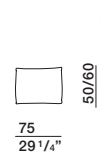


cuscino schienale

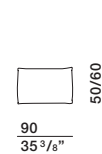
CS70/50 - CS70/60



CS75/50 - CS75/60

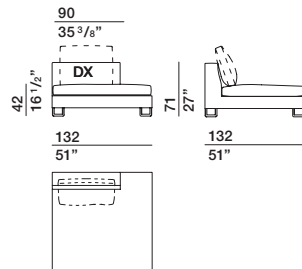


CS90/50 - CS90/60



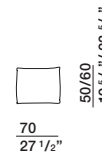
penisola struttura

PS132 dx - sx

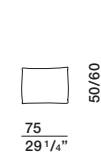


cuscino schienale

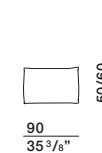
CS70/50 - CS70/60



CS75/50 - CS75/60



CS90/50 - CS90/60



**SCHEDA
TECNICA**

REGISTERED
DESIGN

IX.2018

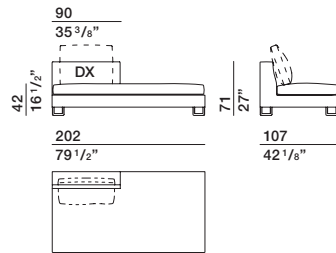
DIMENSIONI

Molteni & C

7—
8

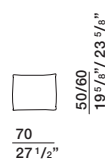
isola struttura

IS202 dx - sx

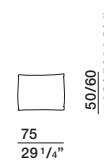


cuscino schienale

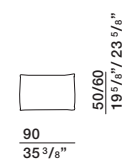
CS70/50 - CS70/60



CS75/50 - CS75/60

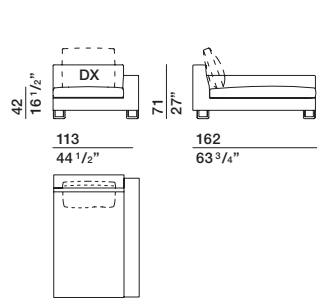


CS90/50 - CS90/60



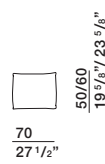
chaise longue struttura

CLS162 dx - sx

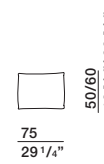


cuscino schienale

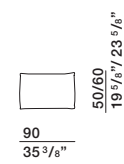
CS70/50 - CS70/60



CS75/50 - CS75/60

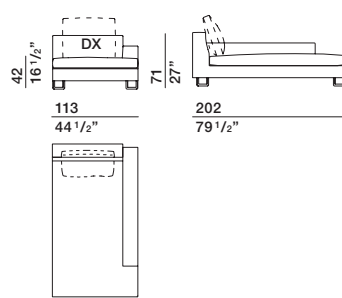


CS90/50 - CS90/60



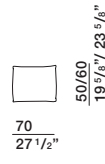
chaise longue struttura

CLS202 dx - sx

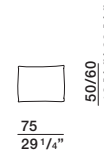


cuscino schienale

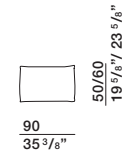
CS70/50 - CS70/60



CS75/50 - CS75/60

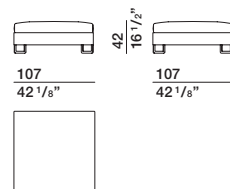


CS90/50 - CS90/60

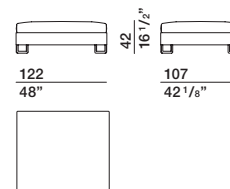


pouf

PF107

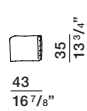


PF122



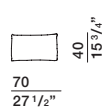
cuscino sartoriale

LCS/45



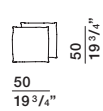
cuscino bracciolo

LBR70/40



coppia cuscini aggiuntivi

CCQ/50



SCHEDA
TECNICA

REGISTERED
DESIGN

IX.2018

ESEMPI DI COMPOSIZIONI

Avvertenze

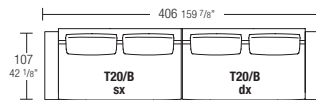
Indicare, oltre al codice del divano completo, l'altezza dei cuscini schienale (H 50 o H 60)

Molteni & C

8—
8

composizione 1

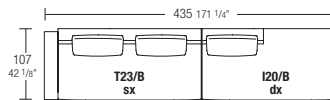
terminale struttura TS203 sx
terminale struttura TS203 dx
4 cuscini CS75/60



LRC01

composizione 2

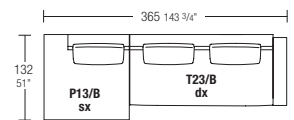
terminale struttura TS233 sx
isola struttura IS202 dx
3 cuscini CS75/60



LRC02

composizione 3

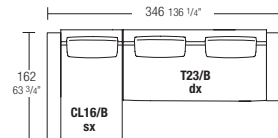
penisola struttura PS132 sx
terminale struttura TS233 dx
3 cuscini CS75/60



LRC03

composizione 4

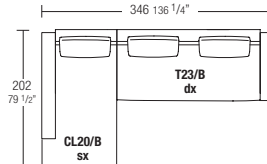
chaise longue struttura CLS162 sx
terminale struttura TS233 dx
3 cuscini CS75/60



LRC04

composizione 5

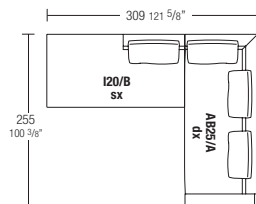
chaise longue struttura CLS202 sx
terminale struttura TS233 dx
3 cuscini CS75/60



LRC05

composizione 7

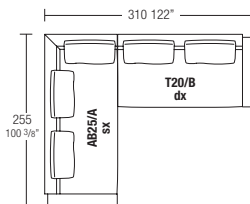
isola struttura IS202 sx
angolare con bracciolo struttura ABS255 dx
2 cuscini CS70/60
2 cuscini CS75/60



LRC07

composizione 8

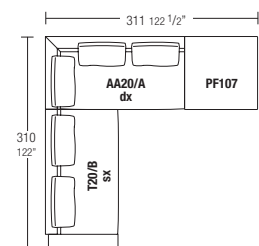
angolare con bracciolo struttura ABS255 sx
terminale struttura TS203 dx
2 cuscini CS70/60
3 cuscini CS75/60



LRC08

composizione 9

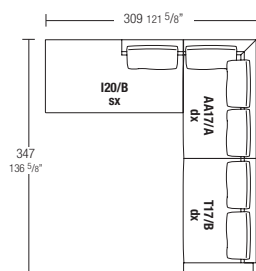
terminale struttura TS203 sx
angolare aperto struttura AAS204 dx
pouf PF107
2 cuscini CS70/60
3 cuscini CS75/60



LRC09

composizione 10

isola struttura IS202 sx
angolare aperto struttura AAS174 dx
terminale struttura TS173 dx
4 cuscini CS70/60
2 cuscini CS75/60



LRC10

SCHEDA
TECNICA

REGISTERED
DESIGN

IX.2018

Dimensioni espresse in centimetri e pollici. L'azienda si riserva il diritto di apportare modifiche ai modelli senza preavviso. Le informazioni qui riportate sono basate sugli ultimi dati pubblicati a listino.