

Molteni & C

5050 — RODOLFO DORDONI 2016

1—
3



The wealth of materials used and a rigorous design are the elements that characterize 5050, a collection of bedroom furniture designed by Rodolfo Dordoni. Gloss or matt lacquered surfaces alternate with wooden tops and Eco Skin trays, creating alternating color effects that please the eye and underscore the play of solids and voids of a geometric design that is never banal. An interesting feature is the rounded contour of the structural elements that make up bedside tables and chests of drawers.

DATASHEET

REGISTERED
DESIGN

IX.2018

FINISHES

SIDES, FRONTS AND BACK
matt lacquer colours in the
Molteni colour range
glossy lacquer colours in the
Molteni colour range

TOPS AND BASES
eucalyptus
grey oak
graphite oak

CHEST OF DRAWERS LOWER SHELF
IN ECO SKIN
grey
mink
hemp
ivory
dark brown

Molteni & C

2—
3

TECHNICAL INFORMATION

TOP, STRUCTURE FOR DRAWER AND BASE

Chipboard panel covered in Eucalyptus wood (Eucalyptus Globulus) and Oak (Quercus) veneer.

LATERAL PIECES AND SHELVES, SIDES AND INTERNAL DRAWER BOTTOM

Chipboard panel covered in melamine facing.

LATERAL PIECES AND FRONTS

Medium density fibre panel covered in melamine facing, painted in Molteni range colours.

BACK

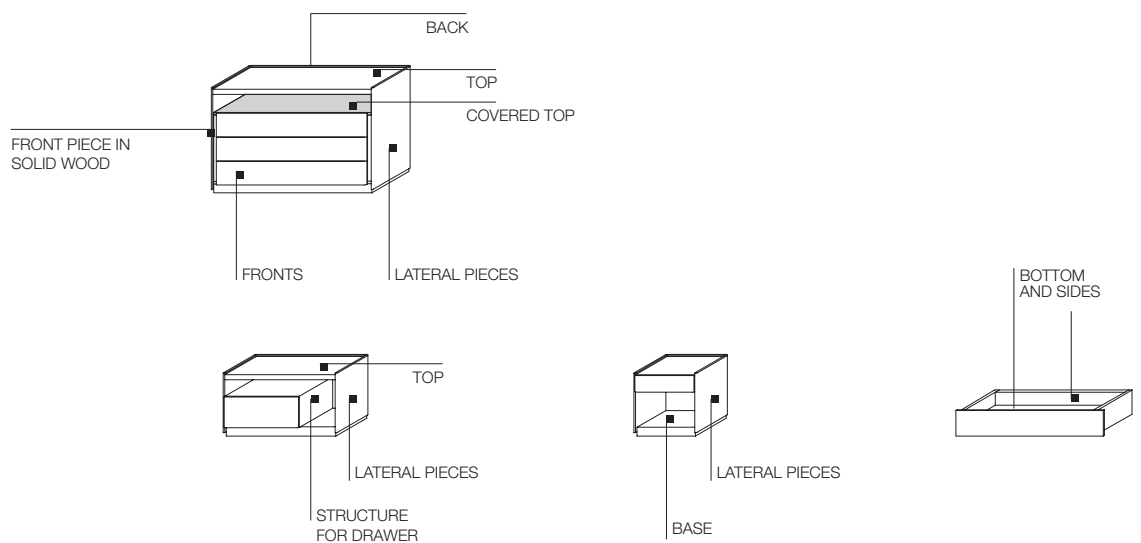
Chipboard panel covered in melamine facing, painted in Molteni range colours.

COVERED TOP

Chipboard panel covered in Eco Skin.

FRONT PIECE IN SOLID WOOD

In solid wood of the Large-leaved Linden (Tilia Platyphyllos) covered in Eucalyptus wood (Eucalyptus Globulus) and Oak (Quercus) veneer.



DATASHEET

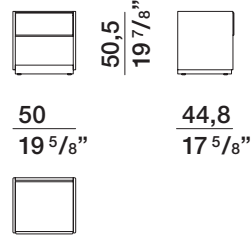
REGISTERED
DESIGN

IX.2018

DIMENSIONS

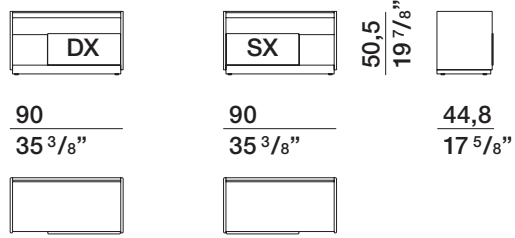
night table

CCD1



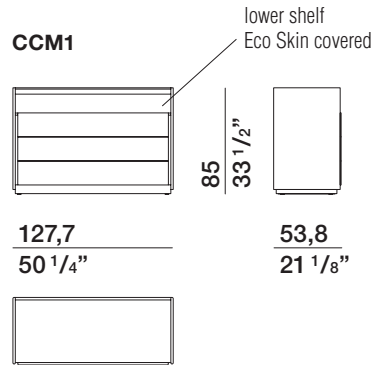
night table

CCD2 dx - sx



chest of drawers

CCM1







Molteni & C

**FINISHES
MOLTENI&C
RANGE**
IX.2018



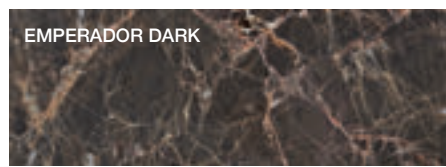
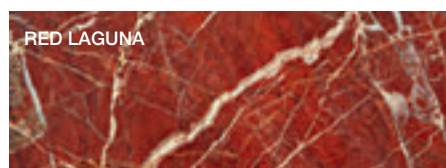

	MATT LACQUER	GLOSSY LACQUER	COLOURED GLASS	ETCHED COLOURED GLASS	CARTAPAGLIA LACQUERED only Gliss Master	STOPSOL GLASS TRANSPARENT STOPSOL GLASS
CHALK WHITE	•	•	•	•	•	
PEARL	•	•	•	•	•	
SILICA	•	•	•	•	•	
SAND	•	•	•	•	•	
DOVE GREY	•	•	•	•	•	
PLATINUM	•	•	•	•	•	
DUNE	•	•	•	•	•	
CLAY	•	•	•	•	•	
DOLOMITE GREY	•	•	•	•	•	
COPPER	•	•	•	•	•	
RUST	•	•	•	•	•	
RUBY	•	•	•	•	•	
CARAMEL	•	•	•	•	•	
MOKA	•	•	•	•	•	
MUSTARD	•	•	•	•	•	
LIGHT BLUE GREY	•	•	•	•	•	
PEWTER COLOUR	•	•	•	•	•	
ANTHRACITE	•	•	•	•	•	
BLACK	•	•	•	•	•	
STOPSOL						•
LESSLESS RED	•					
	only matt lacquer					

The finishes shown are indicative and refer to the entire production range. We recommend that you consult the "Colour Range" samples which show the complete range of finishes, including those not shown here. Molteni&C reserves the right to modify the range without warning.




WOODS



MARBLES



METAL PARTS



MELAMINE FRONT
GLISS MASTER

CARTAPAGLIA WHITE

CARTAPAGLIA ANTHRACITE

CARTAPAGLIA SILICA

GRAFFIATO SILICA

GRAFFIATO BRONZE

SILK DOVE GREY

SILK SILICA

SILK CHALK WHITE

MELAMINE STRUCTURE
GLISS MASTER

WHITE SHANTUNG

GREY SHANTUNG

MELAMINE STRUCTURE
GLISS MASTER, MASTER DRESSING,
GLISS WALK-IN

SILVER CEMBRAN

LARIX DARK

MELAMINE STRUCTURE
GLISS MASTER, MASTER DRESSING

WHITE

ECO SKIN

IVORY

HEMP

MINK

DARK BROWN

GREY

FINE GRAIN

FINE GRAIN