

# Molteni & C

## SCREEN — VINCENT VAN DUYSSEN 2017

1—  
3



The ideal solution for beds, tables or sofas to create a secluded corner in which to enjoy a nap, a snack or a good read.

### FEATURES

Boiserie available in various dimensions, made always in wood. Lateral panels of the boiserie always rotate towards the inside.

### DATASHEET

REGISTERED  
DESIGN

IX.2018

SCREEN—  
VINCENT  
VAN DUYSSEN  
2017

## FINISHES

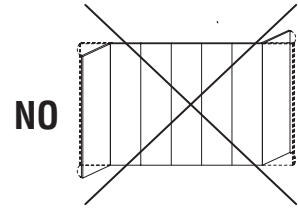
### WOODS

eucalyptus  
graphite oak

### NOTES

The boiserie bed must always be positioned against the wall, and is equipped with elements to anchor the top to the wall.

Wall anchoring is obligatory.



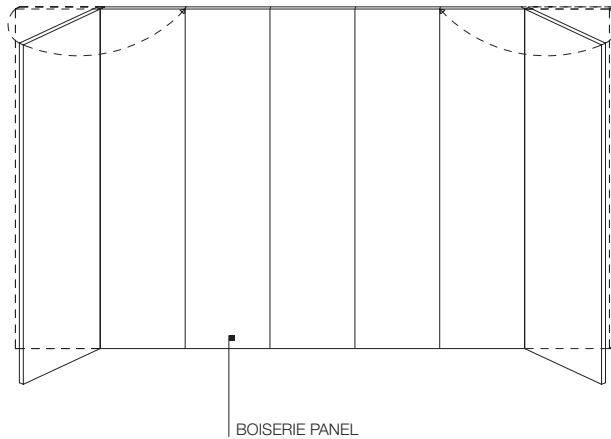
# Molteni & C

## TECHNICAL INFORMATION

### BOISERIE PANEL

Chipboard panel covered with wood veneer in Eucalyptus (*Eucalyptus globulus*) or Oak (*Quercus*). Equipped with Nylon hardware for panel assembly and metal hardware for mandatory fastening to wall.

2—  
3



## DATASHEET

REGISTERED  
DESIGN

IX.2018

[moltenigroup.com](http://moltenigroup.com)


Dimensions in centimeters and inches. The right to discontinue and make changes is reserved. This information is based on the latest product information available at the time of printing.

**DIMENSIONS**

**boiserie**

**SBO42/24**


60 60 60 60 60 60 60  
23 5/8" 23 5/8" 23 5/8" 23 5/8" 23 5/8" 23 5/8" 23 5/8"



420  
165 3/8"

4  
1 5/8"

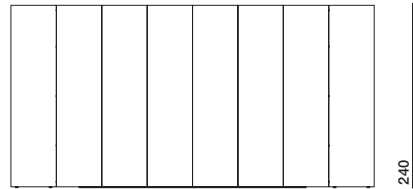
OPEN



**boiserie**

**SBO48/24**

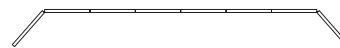
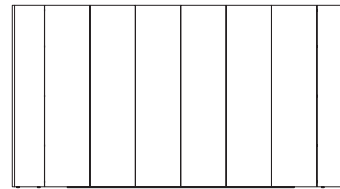
60 60 60 60 60 60 60 60  
23 5/8" 23 5/8" 23 5/8" 23 5/8" 23 5/8" 23 5/8" 23 5/8" 23 5/8"



480  
189"

4  
1 5/8"

OPEN







**Molteni & C**

**FINISHES  
MOLTENI&C  
RANGE**  
IX.2018



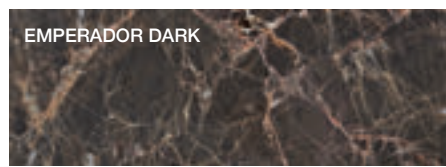
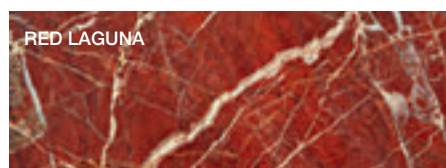

	MATT LACQUER	GLOSSY LACQUER	COLOURED GLASS	ETCHED COLOURED GLASS	CARTAPAGLIA LACQUERED only Gliss Master	STOPSOL GLASS TRANSPARENT STOPSOL GLASS
CHALK WHITE	•	•	•	•	•	
PEARL	•	•	•	•	•	
SILICA	•	•	•	•	•	
SAND	•	•	•	•	•	
DOVE GREY	•	•	•	•	•	
PLATINUM	•	•	•	•	•	
DUNE	•	•	•	•	•	
CLAY	•	•	•	•	•	
DOLOMITE GREY	•	•	•	•	•	
COPPER	•	•	•	•	•	
RUST	•	•	•	•	•	
RUBY	•	•	•	•	•	
CARAMEL	•	•	•	•	•	
MOKA	•	•	•	•	•	
MUSTARD	•	•	•	•	•	
LIGHT BLUE GREY	•	•	•	•	•	
PEWTER COLOUR	•	•	•	•	•	
ANTHRACITE	•	•	•	•	•	
BLACK	•	•	•	•	•	
STOPSOL						•
LESSLESS RED	•					
	only matt lacquer					

The finishes shown are indicative and refer to the entire production range. We recommend that you consult the "Colour Range" samples which show the complete range of finishes, including those not shown here. Molteni&C reserves the right to modify the range without warning.




**WOODS**



**MARBLES**



**METAL PARTS**



**MELAMINE FRONT**  
GLISS MASTER

CARTAPAGLIA WHITE

CARTAPAGLIA ANTHRACITE

CARTAPAGLIA SILICA

GRAFFIATO SILICA

GRAFFIATO BRONZE

SILK DOVE GREY

SILK SILICA

SILK CHALK WHITE

**MELAMINE STRUCTURE**  
GLISS MASTER

WHITE SHANTUNG

GREY SHANTUNG

**MELAMINE STRUCTURE**  
GLISS MASTER, MASTER DRESSING,  
GLISS WALK-IN

SILVER CEMBRAN

LARIX DARK

**MELAMINE STRUCTURE**  
GLISS MASTER, MASTER DRESSING

WHITE

**ECO SKIN**

IVORY

HEMP

MINK

DARK BROWN

GREY

**FINE GRAIN**

FINE GRAIN