

Molteni & C

RIBBON — VINCENT VAN DUYSSEN 2015

1—
6



Ribbon is a fabulously soft textile bed with a young, modern design, using natural materials. Ribbon, by Vincent Van Duysen, marks the Belgian designer's debut with Molteni&C. The textile or leather upholstery hooks up to a ribbon, with leather details, that runs all the way round the headboard and bed and serves both a structural and an aesthetic purpose. As in a rosette, the soft and inviting silhouette underlines the familiarity of the object. The tall and softly padded headboard makes it a highly contemporary product, suitable for the most discerning customers. The upholstery slipcover is fully detachable.

DATASHEET

REGISTERED
DESIGN

IX.2018

FINISHES

COVERS

Fabric and leather covers are difficult to remove.

FINISH OF HEADBOARD AND BED SURROUND EDGE

With fabric cover the finish of edge is made in leather cat. L extra.

With leather cover the finish of edge can be monochromatic (same typologie/leather colour) or in leather cat. L extra.

Available in fire-resistant version (TB117 and BS5852).

Molteni & C

TECHNICAL INFORMATION

HEADBOARD

Structure in veneer with foam rubber padding in varying densities. Velour cover.

BED SURROUND (bed with headboard or version with bed surround only)

Structure in solid and multi-layer wood with moulded polyurethane padding and velour cover.

BASES (FOR BED-BASE STORAGE CONTAINER)

Melamine finished chipboard panelling with positioning handles.

FEET

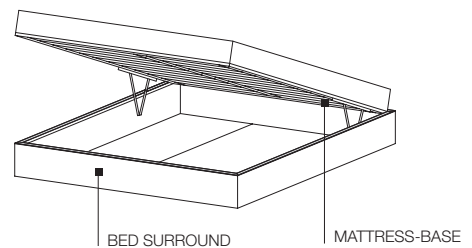
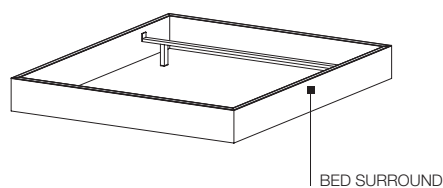
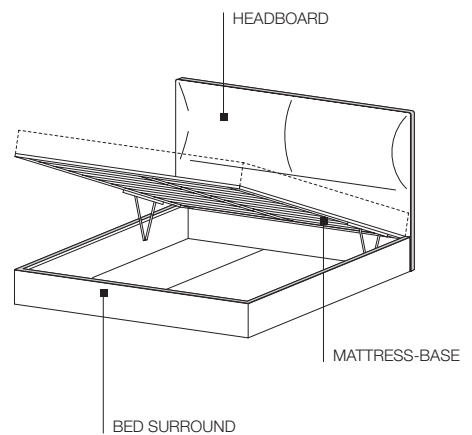
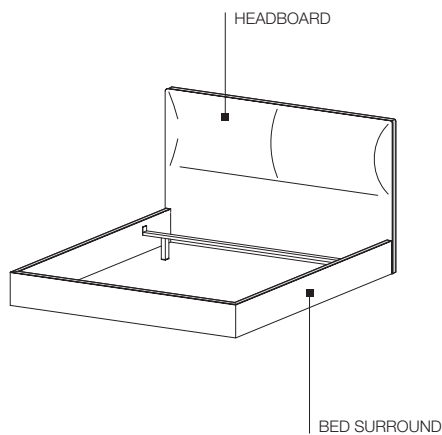
Anodised aluminium with floor slides in non-slip plastic.

REMOVABLE OUTER COVERS

(See attached card, specific for each cover).

MATTRESS-BASE SPACER (VERSION WITH FIXED MATTRESS BASE)

Plastic.

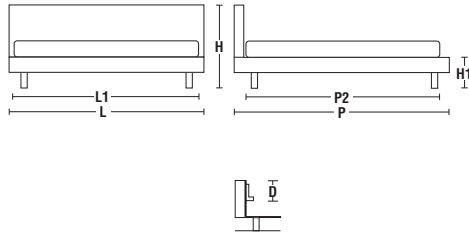


DATASHEET

REGISTERED
DESIGN

IX.2018

DIMENSIONS



OUTER DIMENSIONS

L Width	P Length	H Height
170 66 7/8"	211 83 1/8" standard model	110 43 1/4"
180 70 7/8"	221 87" on request	H1 Bed base height
KS205 80 3/4"	216 85" for QS/KS	28,5 11 1/4"
210 82 3/4"		
QS165 65"		

INNER DIMENSIONS

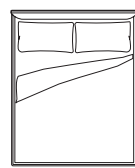
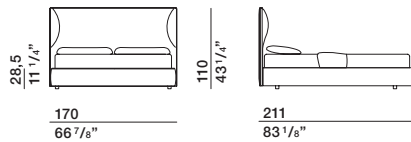
L1 Width	P2 Length	D Space for insertion of the slatted base
160 63"	200 78 3/4" standard model	9 3 1/2"
170 66 7/8"	210 82 3/4" on request	
180 70 7/8"	205 80 3/4" for QS/KS	
KS195 76 3/4"		
200 78 3/4"		
QS155 61"		

Depth of 2100 mm (82 3/4") (inner measurement) is also available on RLE/RSO16 - RLE/RSO17 - RLE/RSO18 - RLE/RSO20.

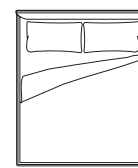
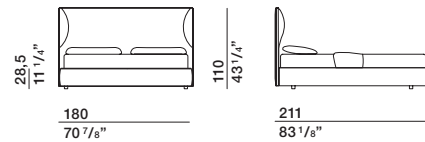
3—
6

bed taking a single slatted base or 2 individual slatted bases

RLE16

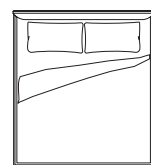
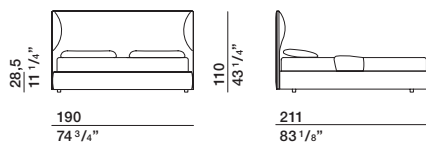


RLE17

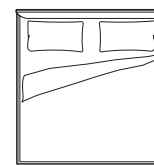
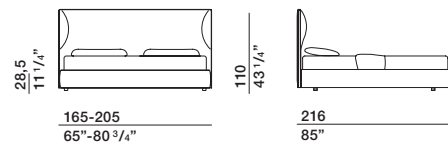


bed taking a single slatted base or 2 individual slatted bases

RLE18

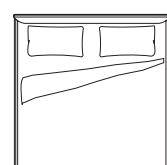
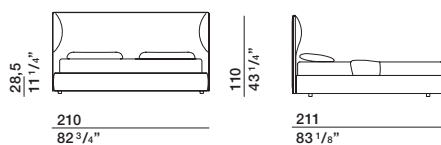


RLEQS RLEKS



bed taking a single slatted base or 2 individual slatted bases

RLE20



DATASHEET

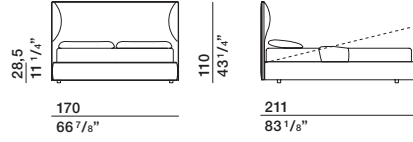
REGISTERED
DESIGN

IX.2018

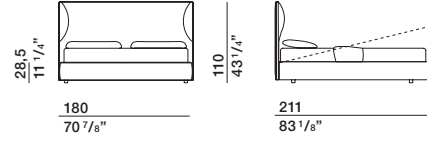
DIMENSIONS

double bed with tilting slatted base
and container under the slatted base

RLE16C



RLE17C


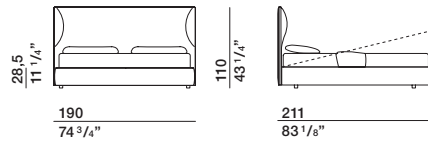


Molteni & C

4—
6

double bed with tilting slatted base
and container under the slatted base

RLE18C



DATASHEET

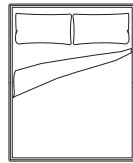
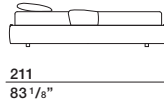
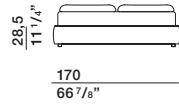
REGISTERED
DESIGN

IX.2018

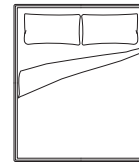
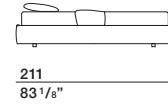
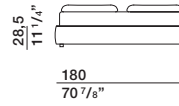
DIMENSIONS

bedframe taking a single slatted base
or 2 individual slatted bases

RSO16

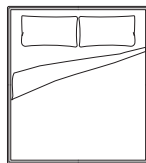
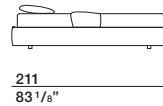
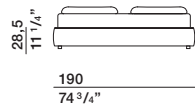


RSO17

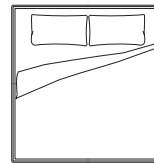
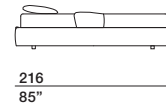
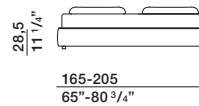


bedframe taking a single slatted base
or 2 individual slatted bases

RSO18

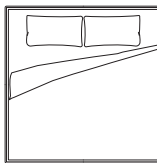
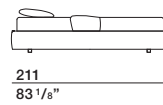
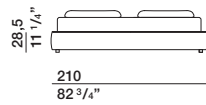


**RSOQS
RSOKS**



bedframe taking a single slatted base
or 2 individual slatted bases

RSO20



Molteni & C

5—
6

DATASHEET

REGISTERED
DESIGN

IX.2018

moltenigroup.com

Dimensions in centimeters and inches. The right to discontinue and make changes is reserved. This information is based on the latest product information available at the time of printing.

DIMENSIONS

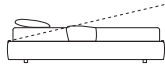
double bedframe with tilting slatted base
and container under the slatted base

RSO16C

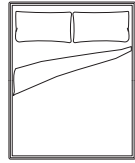
28,5
11 1/4"



170
66 7/8"



211
83 1/8"

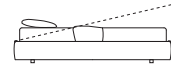


RSO17C

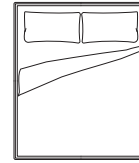
28,5
11 1/4"



180
70 7/8"



211
83 1/8"



Molteni & C

6—
6

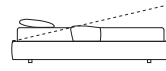
double bedframe with tilting slatted base
and container under the slatted base

RSO18C

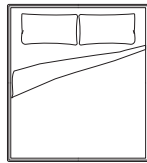
28,5
11 1/4"



190
74 3/4"



211
83 1/8"



DATASHEET

REGISTERED
DESIGN

IX.2018