

Molteni & C

CLIP — PATRICIA URQUIOLA 2003

1—
3



Elegance in design means high quality comfort: and continuing along the length of the bed and folding back on itself, traces a highly original form similar to a paperclip. The headboard, adjustable to several different positions, guarantees the best rest ever, the upholstery is completely removable and available in a wide range of fabrics and leather.

ADI Index, 2003

DATASHEET

IX.2018

moltenigroup.com

Dimensions in centimeters and inches. The right to discontinue and make changes is reserved. This information is based on the latest product information available at the time of printing.

FINISHES

COVERS

fabric - leather, completely removable.

Available in fire-resistant version (TB117 and BS5852).

TECHNICAL INFORMATION

TILTING HEADBOARD

Cold-foamed polyurethane with metal insert. Light velvet cover. Support crosspiece in painted metal, with anodised aluminium wheels.

SURROUND

Melamine-covered Birch (*Betula alba*) plywood with MDF and padded with self-extinguishing foam polythene. Light velvet cover.

RUNNER COVER

Melamine-covered chipboard and light velvet cover.

LOWER HEADBOARD PANEL

Melamine-covered Poplar (*Populus alba*) plywood, painted in one of the colours from the Molteni Range.

FEET

Painted metal.

ADJUSTABLE MATTRESS SUPPORT

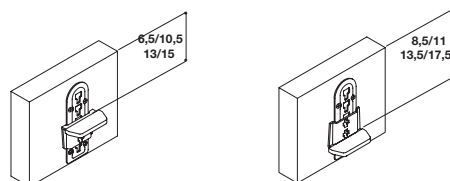
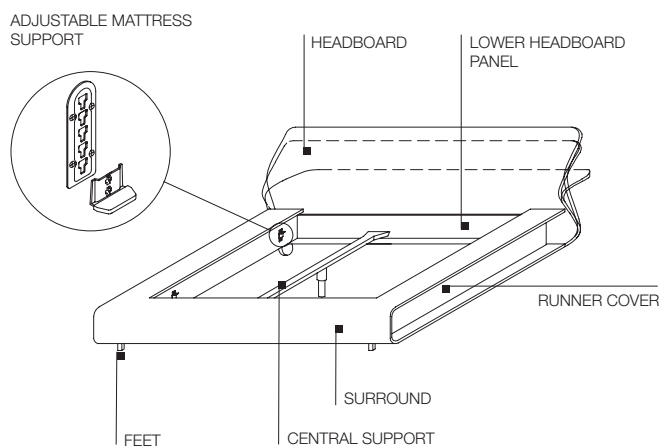
In tropicalised iron with soft PVC hood.

CENTRAL SUPPORT (ACCESSORY)

Painted metal with adjustable central foot in anodised aluminium.

REMOVABLE OUTER COVERS

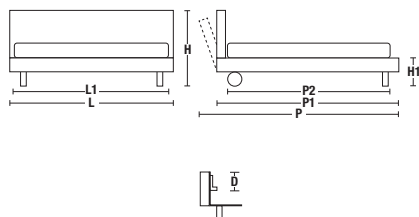
(See attached card, specific for each cover).



DATASHEET

IX.2018

DIMENSIONS



OUTER DIMENSIONS

L	P	P1	H
Width	Length with tilted headboard	Length with vertical headboard	Height
194 76 3/8"	204 80 3/8"	214 84 1/4"	79 31 1/8"
	253 99 5/8"	228 89 3/4"	H1
			Bed base height
			27 10 5/8"

INNER DIMENSIONS

L1	P2	D
Width	Length	Space for insertion of the slatted base
160 63"	200 78 3/4" standard	6,5 2 1/2" 8,5 3 3/8"
170 66 7/8"		10,5 4 1/8" 11 4 3/8"
180 70 7/8"	210 82 3/4" on request	13,5 1/2" 13,5 5 3/8"
		15,5 7/8" 17,5 6 7/8"

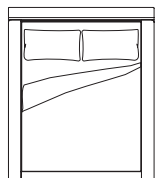
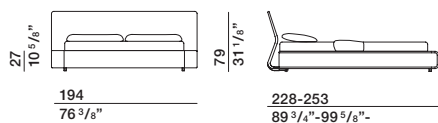
Depth of 210 cm (82 3/4") (inner measurement) is also available.

Molteni & C

3
3

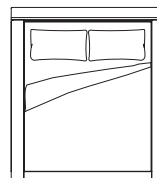
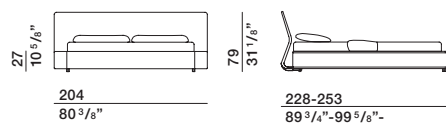
bed taking a single slatted base

CM16



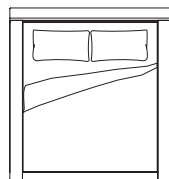
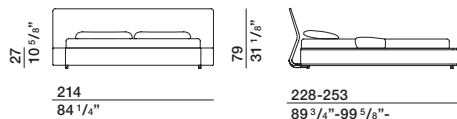
bed taking a single slatted base

CM17



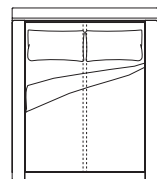
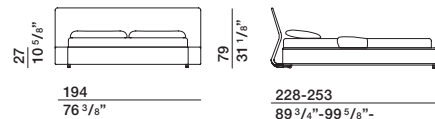
bed taking a single slatted base

CM18



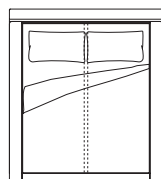
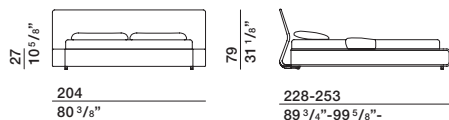
beds with central support for 2 individual slatted bases

CM16T



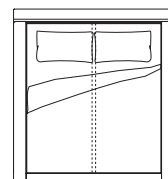
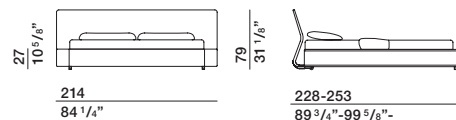
beds with central support for 2 individual slatted bases

CM17T



beds with central support for 2 individual slatted bases

CM18T



DATASHEET