

Molteni & C

909 — LUCA MEDA 1997

1—
4



This is a line of modular chests of drawers whose elements can be used individually or combined to form a large container unit. It's a re-invention of the chest of drawers, standing between the rational and the traditional. A particular version with a refined open compartment with independent lighting and an aluminum structure supporting the drawers.

DATASHEET

REGISTERED
DESIGN

IX.2021

FINISHES

STRUCTURE FINISHES

matt lacquer colours in the Molteni colour range

DRAWER FINISHES

matt lacquer colours in the Molteni colour range - glossy lacquer colours in the Molteni colour range

TOP FINISHES

matt lacquer colours in the Molteni colour range - glossy lacquer colours in the Molteni colour range - eucalyptus - grey oak - graphite oak - coloured glass in the Molteni colour range - etched coloured glass in the Molteni colour range

OPEN COMPARTMENT/HANDLE/INSERT FINISHES

shiny aluminium - pewter colour

FEET FINISHES

black chrome - shiny chrome

TECHNICAL INFORMATION

STRUCTURE AND FRONT

Wood particleboard with melamine facing painted in the colours available in the “Molteni Range”.

SIDES AND INTERNAL DRAWER BOTTOM

Particleboard panel, coated with melamine resin.

HANDLE

In chrome plated or pewter colour painted metal.

OPEN COMPARTMENT

Frame in extruded glossy or pewter colour anodised aluminium with tempered coloured etched glass (th.4mm). Adjustable metallic feet.

GLASS TOP

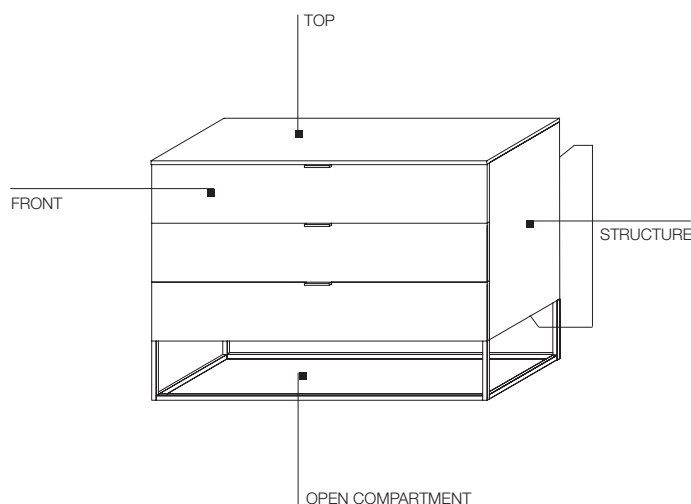
Glass (th. 10mm), tempered coloured extralight or etched and coloured in the colours available in the “Molteni Range”.

WOODEN TOP

MDF panel veneered with wood – Oak (Quercus), Eucalyptus (Eucalyptus globulus) – or faced with melamine painted in the “Molteni Range” colours.

ADJUSTABLE FEET

Non-skid plastic material.



DATASHEET

REGISTERED
DESIGN

IX.2021

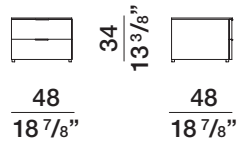
DIMENSIONS

Notes

- ▶ The finishing top is compulsory.
- ▶ The glass in the open compartment is always in etched platinum finish and protected.
- ▶ The open compartment is available in pewter colour finish for a supplementary cost.
- ▶ Standard version comes with partially extractable runners.
Fully extractable runners have a surcharge per drawer.

drawer unit with 2 drawers

NTM4/32 - NTP4/32


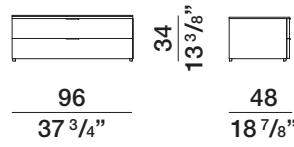


handle

pressure-opening

drawer unit with 2 drawers

NTM9/32 - NTP9/32

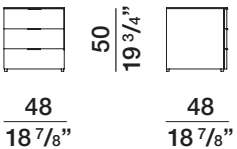


handle

pressure-opening

drawer unit with 3 drawers

NTM4/48 - NTP4/48

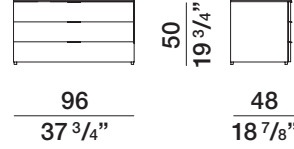


handle

pressure-opening

drawer unit with 3 drawers

NTM9/48 - NTP9/48

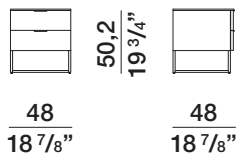


handle

pressure-opening

drawer unit with 2 drawers

NCM4/32 - NCP4/32

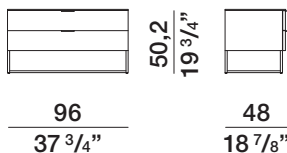


handle

pressure-opening

drawer unit with 2 drawers

NCM9/32 - NCP9/32

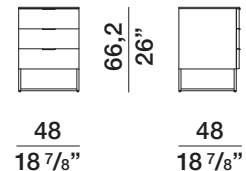


handle

pressure-opening

drawer unit with 3 drawers

NCM4/48 - NCP4/48



handle

pressure-opening

DATASHEET

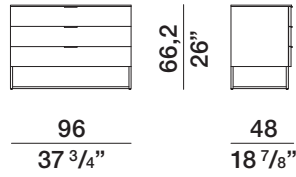
REGISTERED
DESIGN

IX.2021

DIMENSIONS

drawer unit with 3 drawers

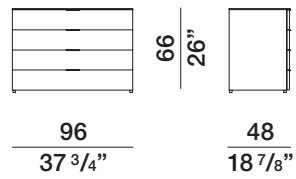
NCM9/48 - NCP9/48



handle pressure-opening

drawer unit with 4 drawers


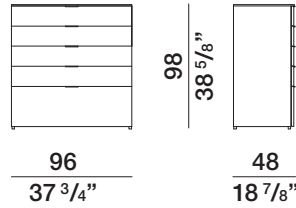
NTM9/64/4 - NTP9/64/4



handle pressure-opening

drawer unit with 5 drawers

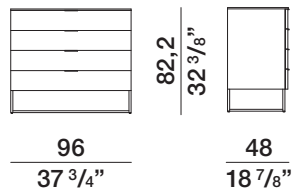
NTM9/96 - NTP9/96



handle pressure-opening

drawer unit with 4 drawers

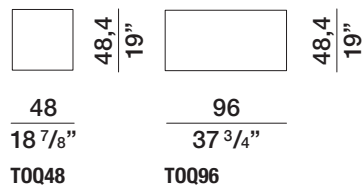
NCM9/64/4 - NCP9/64/4



handle pressure-opening

finishing tops

th 1 - 3/8"



led lighting system


for open compartment

for W 48 18 7/8"



HLG48

for W 96 37 3/4"



HLG96