

Molteni & C

DWELL — CRS 2013

1—
3



Dwell is a system of sliding doors and partitions. The system can be used in the ceiling, wall (side), and recessed (false ceiling).

DATASHEET

REGISTERED
DESIGN

IX.2021

moltenigroup.com

Dimensions in millimeters and inches. The right to discontinue and make changes is reserved. This information is based on the latest product information available at the time of printing.

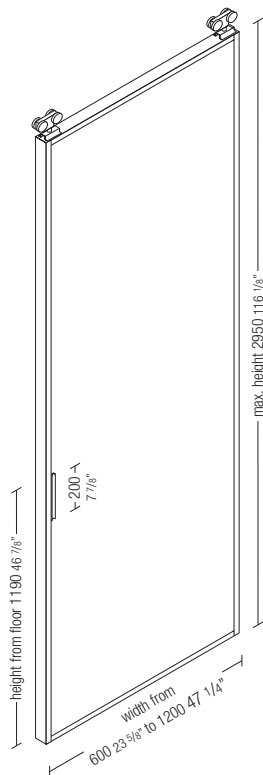
FINISHES

Finishes

	anodised aluminium	brown aluminium	extra clear transp. glass	smoked glass	stopsol glass
components					
door or partition frame					
glass					
track					
track covering profiles					

Molteni & C

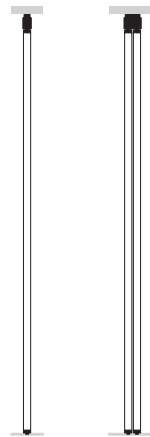
DIMENSIONS



TRACKS


CEILING TRACK

1 track 2 tracks



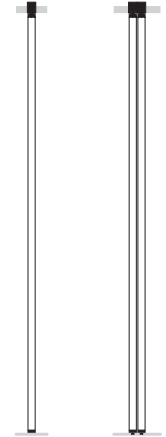
WALL TRACK

1 track 2 tracks



RECESSED TRACK

1 track 2 tracks



2—
3

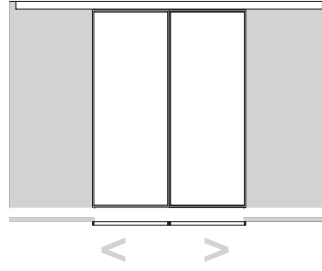

DATASHEET

REGISTERED
DESIGN

IX.2021

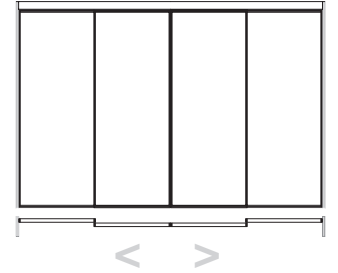


COMPOSITIONS

1 Track
External



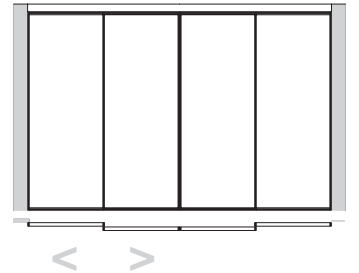

Molteni & C

2 tracks
Internal

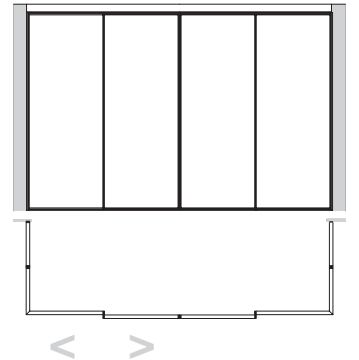
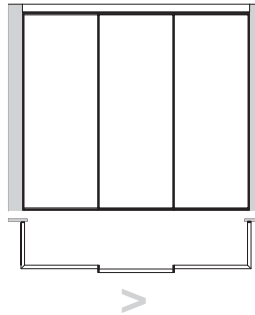


3—
3

2 Tracks
External



Corner
Solutions



DATASHEET

REGISTERED
DESIGN

IX.2021