

Molteni & C

WISH — RODOLFO DORDONI 2009

1—
4



Wish is the best example of the use of wood and attention given to details to create a timeless classic. A bed in solid wood with minimal, refined lines, comes with soft pillows for the head, in fabric or in leather, which combine with the woods of the structure. Gray, graphite or black oak. An eucalyptus version is made from solid wood and dyed veneer.

DATASHEET

REGISTERED
DESIGN

IX.2019

FINISHES

HEADBOARD CUSHIONS COVERS
fabric - leather, completely removable.

Available in fire-resistant version (TB117 and BS5852).

WOODEN STRUCTURE FINISHES
grey oak - graphite oak - black oak - eucalyptus

TECHNICAL INFORMATION

HEADBOARD AND FEET

In solid Oak (Quercus) with felt non-slip grips on feet. The Eucalyptus version is American walnut (Juglans nigra) tinted.

EDGE RUNNERS

Panel in birch (Betula alba) listels covered in sliced Oak or American walnut wood tinted Eucalyptus.

UPPER BANDS

Panel in birch veneer covered in sliced Oak or American walnut wood tinted Eucalyptus.

HEADBOARD CUSHIONS

Insert in foam rubber and sterilised down. Cover 100% cotton. Rest on panels in wood chip covered in sliced Oak wood.

REMOVABLE OUTER COVERS

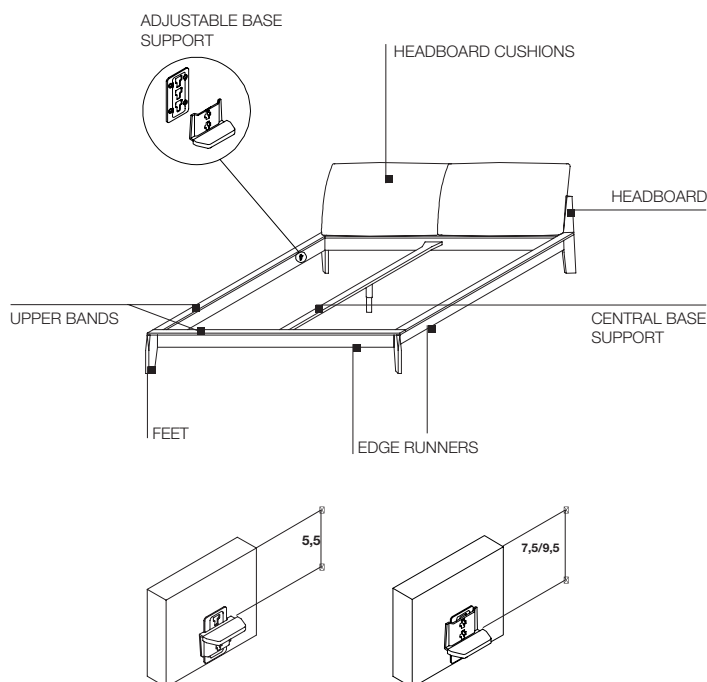
(See attached label, specific for each cover).

ADJUSTABLE BASE SUPPORT

Tropicalised metal with soft PVC cover.

CENTRAL BASE SUPPORT (OPTIONAL)

Painted metal.



DATASHEET

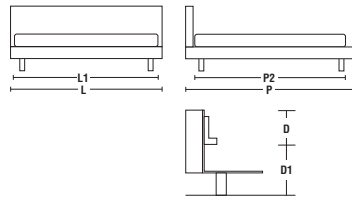
REGISTERED
DESIGN

IX.2019

DIMENSIONS

Notes

Depth of 210 cm (82 3/4") (inner measurement) is also available on WLE16 - WLE17 - WLE18.



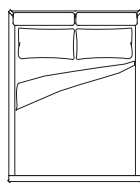
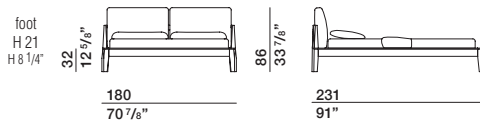
	INNER DIMENSIONS		OUTER DIMENSIONS		D / D1 Space for insertion of the slatted base
	L1 Width	P2 Length	L Width	P Length	
WLEQS	155 61"	205	174 68 1/2"	234 92 1/8"	
WLE16	160 63"	200 78 3/4" <small>standard model *</small>	180 70 7/8"	231 91" <small>standard model *</small>	5,5 / 26,5 2 1/8" / 10 3/8"
WLE17	170 66 7/8"	200 78 3/4" <small>standard model *</small>	190 74 3/4"	231 91" <small>standard model *</small>	7,5 / 24,5 3" / 9 5/8"
WLE18	180 70 7/8"	200 78 3/4" <small>standard model *</small>	200 78 3/4"	231 91" <small>standard model *</small>	9,5 / 22,5 3 3/4" / 8 7/8"
WLEKS	195 76 3/4"	205 80 3/4"	214 84 1/4"	234 92 1/8"	
		<small>* 210 on request 82 3/4"</small>		<small>* 241 on request 94 7/8"</small>	

Molteni & C

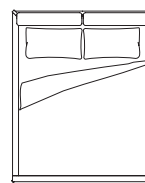
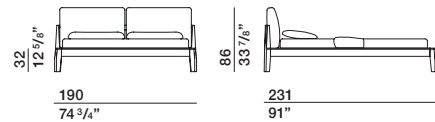
3—
4

bed taking a single piece slatted base


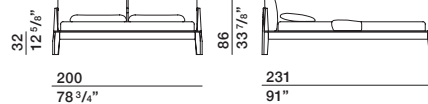
WLE16
grey oak eucalyptus
black oak structure
graphite oak
structure



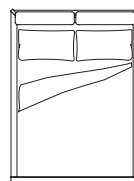
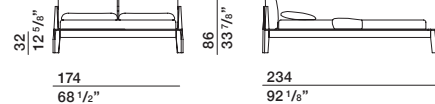
WLE17
grey oak eucalyptus
black oak structure
graphite oak
structure



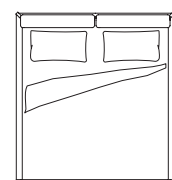
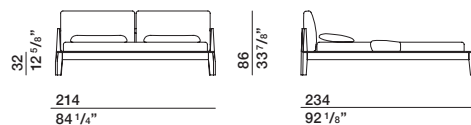
WLE18
grey oak eucalyptus
black oak structure
graphite oak
structure



WLEQS
grey oak eucalyptus
black oak structure
graphite oak
structure



WLEKS
grey oak eucalyptus
black oak structure
graphite oak
structure



DATASHEET

REGISTERED
DESIGN

IX.2019

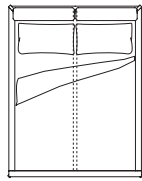
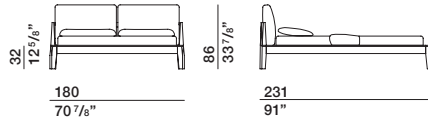
DIMENSIONS

beds taking 2 individual single size slatted bases

WLE16T

grey oak
black oak
graphite oak
structure

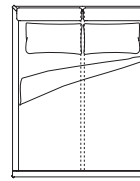
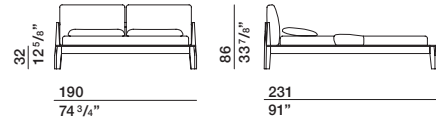
eucalyptus
structure



WLE17T

grey oak
black oak
graphite oak
structure

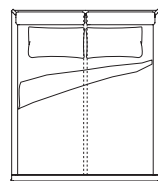
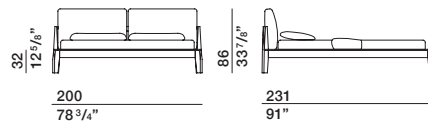
eucalyptus
structure



WLE18T

grey oak
black oak
graphite oak
structure

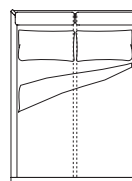
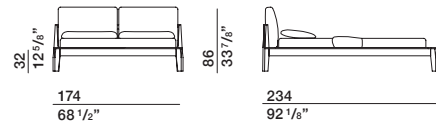
eucalyptus
structure



WLEQST

grey oak
black oak
graphite oak
structure

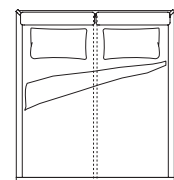
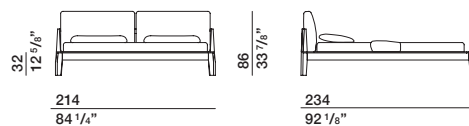
eucalyptus
structure



WLEKST

grey oak
black oak
graphite oak
structure

eucalyptus
structure



Molteni & C

4—
4

DATASHEET

REGISTERED
DESIGN

IX.2019