

Molteni & C

CARTEGGIO — ALDO ROSSI 1987

1—
2



A wood writing desk with drawers and pull out top protected by a blind. To organize and rearrange our daytime.

DATASHEET

IX.2018

moltenigroup.com

Dimensions in centimeters and inches. The right to discontinue and make changes is reserved. This information is based on the latest product information available at the time of printing.

FINISHES

eucalyptus - American walnut

TECHNICAL INFORMATION

BASE AND INTERMEDIATE TOP

Honeycomb core wood panel faced with sliced American walnut (*Juglans nigra*) or Eucalyptus (*Eucalyptus globulus*).

EXTERIOR SIDES

Plywood panel faced with sliced American walnut or Eucalyptus.

LID, BACK, DOORS AND DRAWER FRONTS

Particleboard panel faced with sliced American walnut or Eucalyptus.

INTERIOR SIDES OF DRAWER

Plywood panel faced with melamine.

INTERIOR BOTTOM DRAWER

Particleboard panel faced with melamine.

PULL-OUT TOP

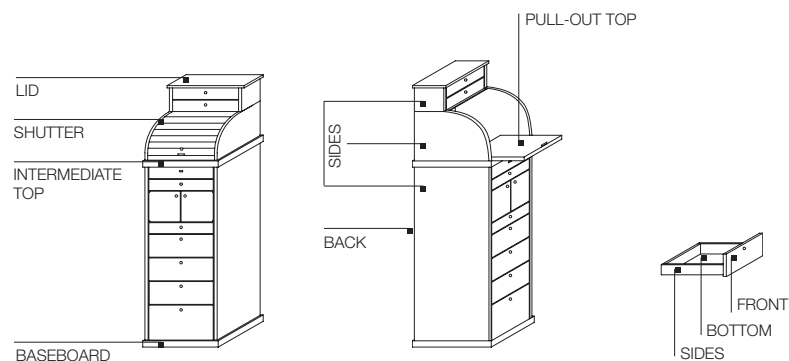
Plywood panel faced with sliced American walnut or Eucalyptus and details in heartwood.

SHUTTER

American walnut or Eucalyptus heartwood.

KNOB

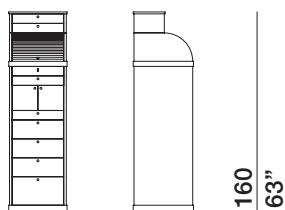
American walnut heartwood. The Eucalyptus version is American walnut tinted.



DIMENSIONS

unit with drawers

M/1



46
18 1/8"

48
18 7/8"

DATASHEET



IX.2018





Molteni & C

**FINISHES
MOLTENI&C
RANGE**
IX.2018



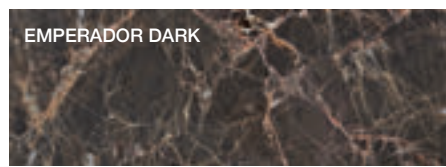
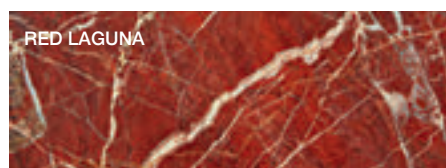

	MATT LACQUER	GLOSSY LACQUER	COLOURED GLASS	ETCHED COLOURED GLASS	CARTAPAGLIA LACQUERED only Gliss Master	STOPSOL GLASS TRANSPARENT STOPSOL GLASS
CHALK WHITE	•	•	•	•	•	
PEARL	•	•	•	•	•	
SILICA	•	•	•	•	•	
SAND	•	•	•	•	•	
DOVE GREY	•	•	•	•	•	
PLATINUM	•	•	•	•	•	
DUNE	•	•	•	•	•	
CLAY	•	•	•	•	•	
DOLOMITE GREY	•	•	•	•	•	
COPPER	•	•	•	•	•	
RUST	•	•	•	•	•	
RUBY	•	•	•	•	•	
CARAMEL	•	•	•	•	•	
MOKA	•	•	•	•	•	
MUSTARD	•	•	•	•	•	
LIGHT BLUE GREY	•	•	•	•	•	
PEWTER COLOUR	•	•	•	•	•	
ANTHRACITE	•	•	•	•	•	
BLACK	•	•	•	•	•	
STOPSOL						•
LESSLESS RED	•					
	only matt lacquer					

The finishes shown are indicative and refer to the entire production range. We recommend that you consult the "Colour Range" samples which show the complete range of finishes, including those not shown here. Molteni&C reserves the right to modify the range without warning.


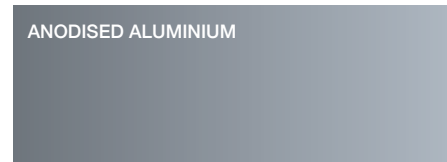


WOODS



MARBLES



METAL PARTS



MELAMINE FRONT
GLISS MASTER

CARTAPAGLIA WHITE

CARTAPAGLIA ANTHRACITE

CARTAPAGLIA SILICA

GRAFFIATO SILICA

GRAFFIATO BRONZE

SILK DOVE GREY

SILK SILICA

SILK CHALK WHITE

MELAMINE STRUCTURE
GLISS MASTER

WHITE SHANTUNG

GREY SHANTUNG

MELAMINE STRUCTURE
GLISS MASTER, MASTER DRESSING,
GLISS WALK-IN

SILVER CEMBRAN

LARIX DARK

MELAMINE STRUCTURE
GLISS MASTER, MASTER DRESSING

WHITE

ECO SKIN

IVORY

HEMP

MINK

DARK BROWN

GREY

FINE GRAIN

FINE GRAIN