

Molteni & C

909 — LUCA MEDA 1991

1—
4



This is a line of modular chests of drawers whose elements can be used individually or combined to form a large container unit. It's a re-invention of the chest of drawers, standing between the rational and the traditional. Top in coloured glass, wood, glossy lacquered or matt lacquered. Drawers fronts in glossy lacquered or matt lacquered. A particular version with a refined open compartment and an aluminum structure supporting the drawers.

DATASHEET

REGISTERED
DESIGN

IX.2019

FINISHES

STRUCTURE FINISHES

matt lacquer colours in the Molteni colour range

DRAWER FINISHES

matt lacquer colours in the Molteni colour range - glossy lacquer colours in the Molteni colour range

TOP FINISHES

matt lacquer colours in the Molteni colour range - glossy lacquer colours in the Molteni colour range - eucalyptus - grey oak - graphite oak - coloured glass in the Molteni colour range - etched coloured glass in the Molteni colour range

OPEN COMPARTMENT/HANDLE/INSERT FINISHES

shiny chrome or pewter colour

LEGS FINISHES

black or shiny chrome

TECHNICAL INFORMATION

STRUCTURE AND FRONT

Wood particleboard with melamine facing painted in the colours available in the “Molteni Range”.

SIDES AND INTERNAL DRAWER BOTTOM

Particleboard panel, coated with melamine resin.

HANDLE

In chrome plated or pewter colour painted metal.

OPEN COMPARTMENT

Frame in extruded glossy or pewter colour anodised aluminium with tempered coloured etched glass (th.4mm). Adjustable metallic feet.

GLASS TOP

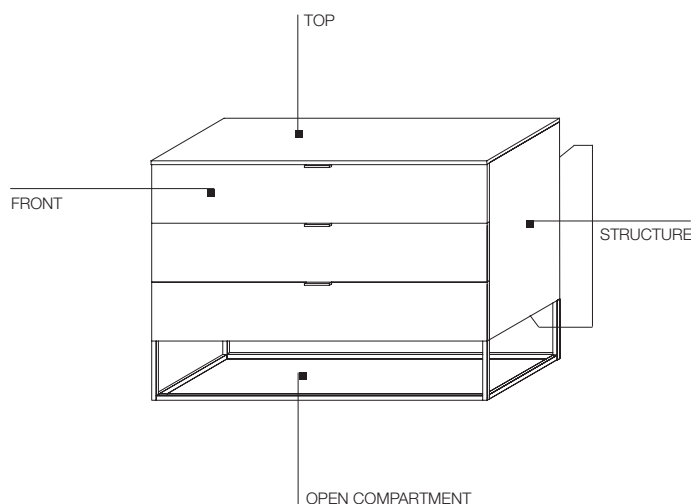
Glass (th. 10mm), tempered coloured extralight or etched and coloured in the colours available in the “Molteni Range”.

WOODEN TOP

MDF panel veneered with wood – Oak (Quercus), Eucalyptus (Eucalyptus globulus) – or faced with melamine painted in the “Molteni Range” colours.

ADJUSTABLE FEET

Non-skid plastic material.



DATASHEET

REGISTERED
DESIGN

IX.2019

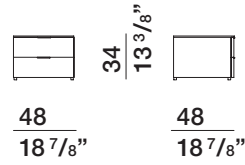
DIMENSIONS

Notes

- The finishing top is compulsory.
- Standard version comes with partially extractable runners.
- Fully extractable runners on request.

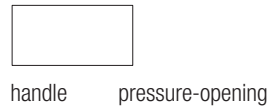
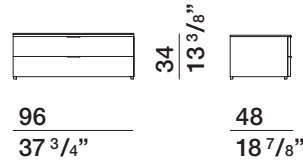
drawer unit with 2 drawers

NTM4/32 - NTP4/32



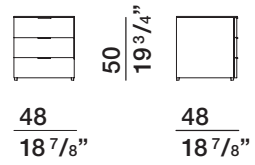
drawer unit with 2 drawers

NTM9/32 - NTP9/32



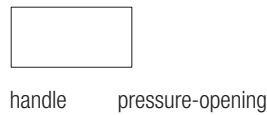
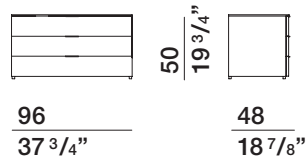
drawer unit with 3 drawers

NTM4/48 - NTP4/48



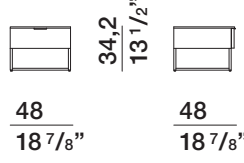
drawer unit with 3 drawers

NTM9/48 - NTP9/48



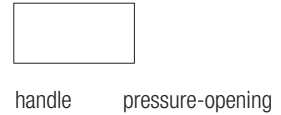
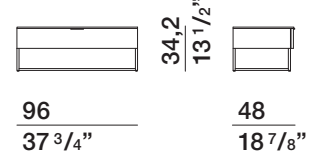
drawer unit with 1 drawer

NCM4/16 - NCP4/16



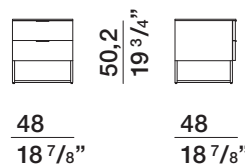
drawer unit with 1 drawer

NCM9/16 - NCP9/16



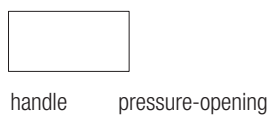
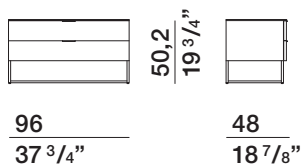
drawer unit with 2 drawers

NCM4/32 - NCP4/32



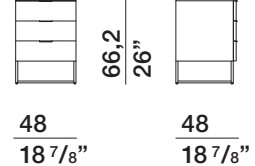
drawer unit with 2 drawers

NCM9/32 - NCP9/32



drawer unit with 3 drawers

NCM4/48 - NCP4/48



DATASHEET

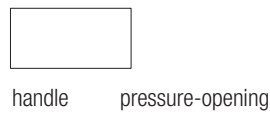
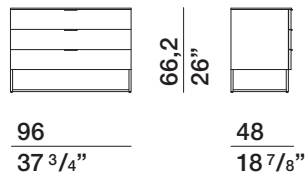
REGISTERED
DESIGN

IX.2019

DIMENSIONS

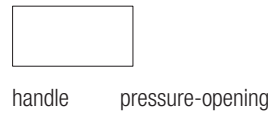
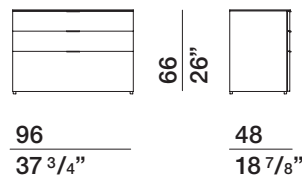
drawer unit with 3 drawers

NCM9/48 - NCP9/48



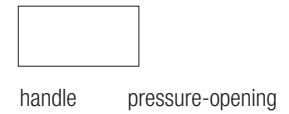
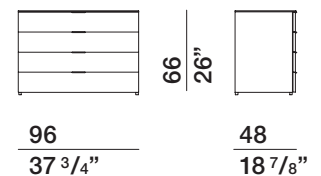
drawer unit with 3 drawers

NTM9/64/3 - NTP9/64/3



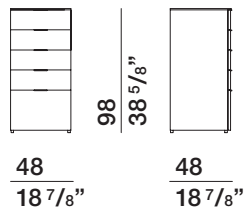
drawer unit with 4 drawers

NTM9/64/4 - NTP9/64/4



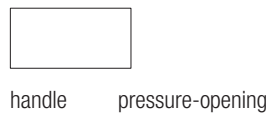
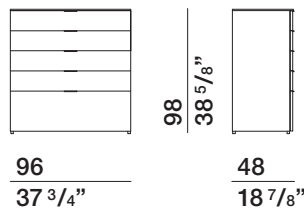
drawer unit with 5 drawers

NTM4/96 - NTP4/96



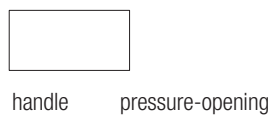
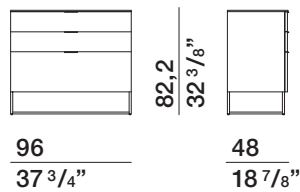
drawer unit with 5 drawers

NTM9/96 - NTP9/96



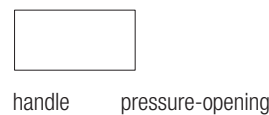
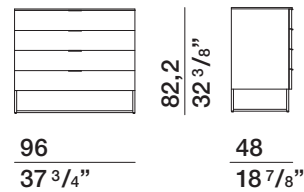
drawer unit with 3 drawers

NCM9/64/3 - NCP9/64/3



drawer unit with 4 drawers

NCM9/64/4 - NCP9/64/4



finishing tops

D 48,4 th 1
D 19" th 3/8"



led lighting system

for open compartment

for W 48 18 7/8"



for W 96 37 3/4"

