

Molteni & C

CLEO — VINCENT VAN DUYSSEN 2022

1—
6



Cleo is a modular system consisting of various rectilinear, angular and self-standing elements that allow for a large number of compositions suitable for all kinds of living. The heart of the project is the frame, which is used for each individual component. A harmonious curvilinear shell, recalling a cosy place, which embraces seat and back without a break. The shell, upholstered in textiles or in leather, like the seat cushions, offers great comfort. The possible combinations between the various upholstery materials for covering the frame and the seat cushions, can either make a contrast or emphasize the harmony of the two components. The rectangular back cushions can be placed at will to satisfy any requirements, guaranteeing comfort and allowing for different relaxation positions: from sitting comfortably to read a good book or spending time with loved ones, to lying down for a brief rest. Cleo is supported by feet made of a thin layer of varnished steel, designed to make the sofa look like an object floating in the living area, thus become heart and protagonist, thanks to its easy collocation even in the centre of the room. In addition, Cleo has rectilinear single frame solutions, suitable for creating a sofa with complete and enveloping shapes.



This symbol shows that the product has removable upholstery. Only qualified personnel can remove the upholstery of some of our products. If this information is pertinent, it will be included in the warnings section.



This symbol shows that the product is available on request in a fire resistant version that complies with the standards BS 5852 and TB 117-2013. The buyer is responsible for checking to make sure that the product is suitable and compliant with the requirements for the designated use and the current applicable laws and standards for the destination and use of the product.

DATASHEET

REGISTERED
DESIGN

2026

moltenigroup.com

Dimensions in centimeters and inches. The right to discontinue and make changes is reserved. This information is based on the latest product information available at the time of printing.

TECHNICAL INFORMATION

EXTERNAL STRUCTURE

Frame made of plywood panels and wood cellulose fibreboard panels with thermosetting synthetic resin.
Cover in velveteen bonded with polyurethane.

INTERNAL CUSHIONING:

Padded back

Frame made of plywood panels and Polimex (polyester/polyurethane composite material), upholstered with high-bearing, variable-density polyurethane foam.
Cotton-polyester bonded velveteen lining.

Seat cushion

High-bearing, variable-density polyurethane foam and polyester fibre.
100% cotton cover.

BACK CUSHIONS

Polyester fibre. 100% cotton cover.

FEET

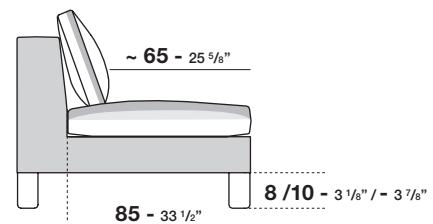
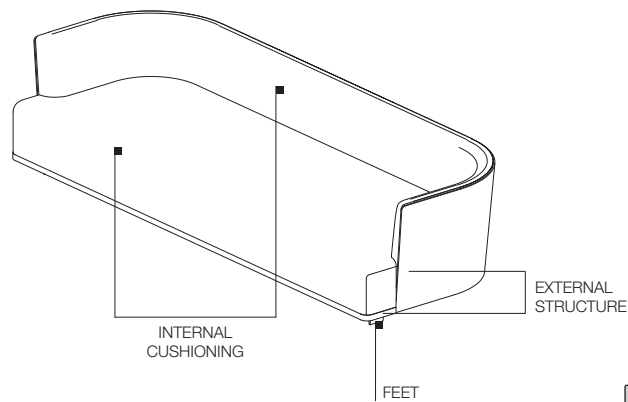
Pewter colour finish metal.

REMOVABLE OUTER COVER

(See attached card, specifically for the cover).



AVAILABLE IN FIRE-RESISTANT
VERSION TB117 AND BS5852



Seat depth for structure only, 85 cm
Seat depth with backrest cushion, ~ 65 cm
Feet height **8/10 cm** (from ground to under seat)

**All Cleo elements with
feet H 10 can be ordered
on request without a surcharge**

DATASHEET

REGISTERED
DESIGN

2026

RECOMMENDED BACK CUSHIONS CONFIGURATIONS



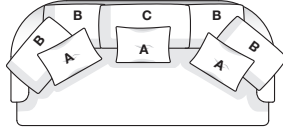
back cushion
W 40 H 40
CCS45



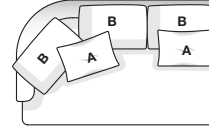
back cushion
W 55 H 50
CCS55



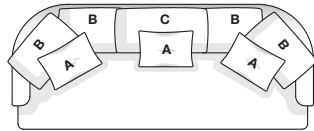
back cushion
W 75 H 50
CCS75



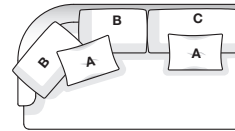
sofa W 210



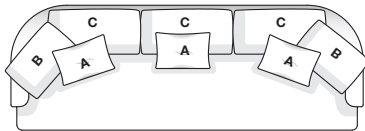
end element W 160 sx



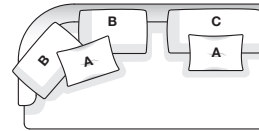
sofa W 240



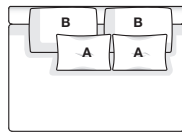
end element W 180 sx



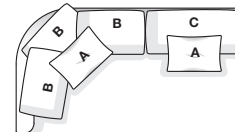
sofa W 280



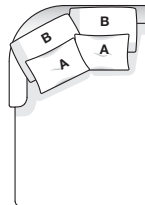
end element W 200 sx



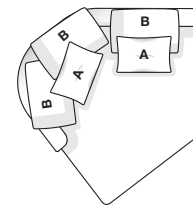
central element W 140



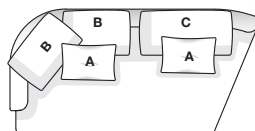
corner element W 180 dx



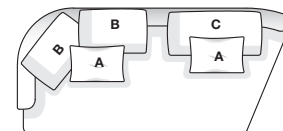
chaise longue D 160 sx



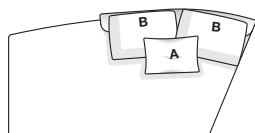
curved chaise longue W 162 sx



curved end element W 200 sx



curved end element W 220 sx



curved island element W 196,5 sx

NOTES

For optimal ergonomics and comfort, we recommend designing each module with one or more back cushions, using the measurements set forth in the price list. In addition to optimal ergonomics, these elements complete the product and ensure an elegant aesthetic appearance.

DATASHEET

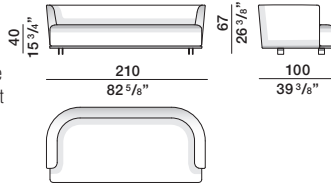
REGISTERED
DESIGN

2026

DIMENSIONS

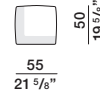
Recommended configuration for back cushions:
nr. 4 - **CCS55**
nr. 1 - **CCS75**
nr. 3 - **CCS45**
Elements can be ordered with feet H 8 or 10 cm

sofa

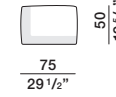


external structure **SDI21** internal cushioning **IDI21**

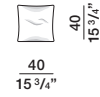
back cushion
CCS55



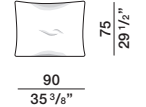
back cushion
CCS75



back cushion
CCS45

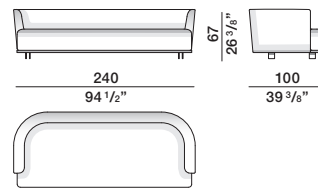


ornamental cushion
PCU90/75



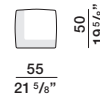
Recommended configuration for back cushions:
nr. 4 - **CCS55**
nr. 1 - **CCS75**
nr. 3 - **CCS45**
Elements can be ordered with feet H 8 or 10 cm

sofa

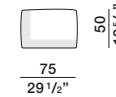


external structure **SDI24** internal cushioning **IDI24**

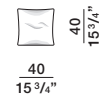
back cushion
CCS55



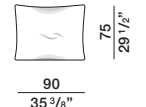
back cushion
CCS75



back cushion
CCS45

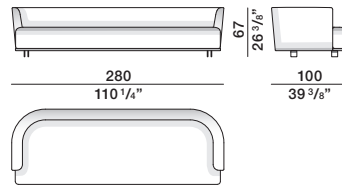


ornamental cushion
PCU90/75



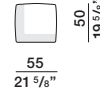
Recommended configuration for back cushions:
nr. 2 - **CCS55**
nr. 3 - **CCS75**
nr. 3 - **CCS45**
Elements can be ordered with feet H 8 or 10 cm

sofa

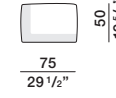


external structure **SDI28** internal cushioning **IDI28**

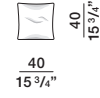
back cushion
CCS55



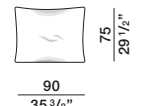
back cushion
CCS75



back cushion
CCS45

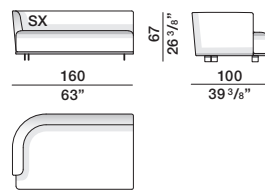


ornamental cushion
PCU90/75



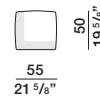
Recommended configuration for back cushions:
nr. 3 - **CCS55**
nr. 2 - **CCS45**
Elements can be ordered with feet H 8 or 10 cm

end element

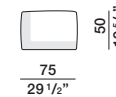


external structure **STR16 dx - sx** internal cushioning **ITR16 dx - sx**

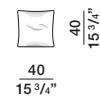
back cushion
CCS55



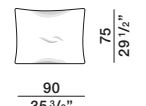
back cushion
CCS75



back cushion
CCS45

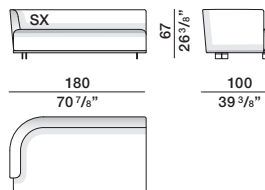


ornamental cushion
PCU90/75



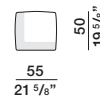
Recommended configuration for back cushions:
nr. 2 - **CCS55**
nr. 1 - **CCS75**
nr. 2 - **CCS45**
Elements can be ordered with feet H 8 or 10 cm

end element

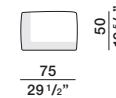


external structure **STR18 dx - sx** internal cushioning **ITR18 dx - sx**

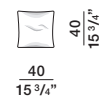
back cushion
CCS55



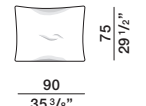
back cushion
CCS75



back cushion
CCS45



ornamental cushion
PCU90/75



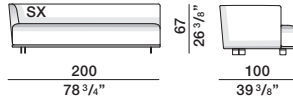
DATASHEET

REGISTERED
DESIGN

DIMENSIONS

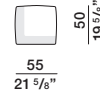
Recommended configuration for back cushions:
nr. 2 - **CCS55**
nr. 1 - **CCS75**
nr. 2 - **CCS45**
Elements can be ordered with feet H 8 or 10 cm

end element

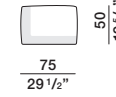


external structure **STR20 dx - sx** internal cushioning **ITR20 dx - sx**

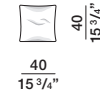
back cushion
CCS55



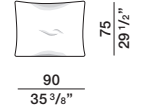
back cushion
CCS75



back cushion
CCS45

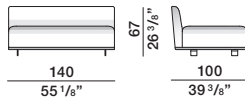


ornamental cushion
PCU90/75



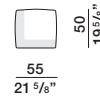
Recommended configuration for back cushions:
nr. 2 - **CCS55**
nr. 2 - **CCS45**
Elements can be ordered with feet H 8 or 10 cm

central element

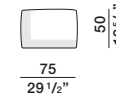


external structure **SCE14** internal cushioning **ICE14**

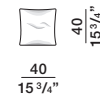
back cushion
CCS55



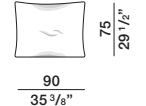
back cushion
CCS75



back cushion
CCS45

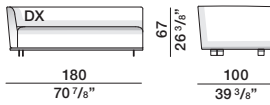


ornamental cushion
PCU90/75



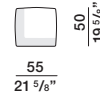
Recommended configuration for back cushions:
nr. 3 - **CCS55**
nr. 1 - **CCS75**
nr. 2 - **CCS45**
Elements can be ordered with feet H 8 or 10 cm

corner element

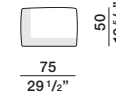


external structure **SAN18 dx - sx** internal cushioning **IAN18 dx - sx**

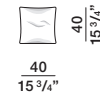
back cushion
CCS55



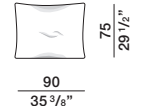
back cushion
CCS75



back cushion
CCS45

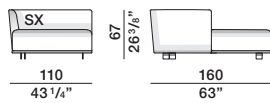


ornamental cushion
PCU90/75



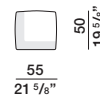
Recommended configuration for back cushions:
nr. 2 - **CCS55**
nr. 2 - **CCS45**
Elements can be ordered with feet H 8 or 10 cm

chaise longue

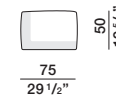


external structure **SCL16 dx - sx** internal cushioning **ICL16 dx - sx**

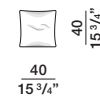
back cushion
CCS55



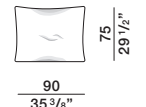
back cushion
CCS75



back cushion
CCS45

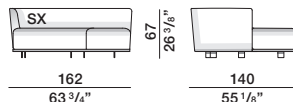


ornamental cushion
PCU90/75



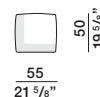
Recommended configuration for back cushions:
nr. 3 - **CCS55**
nr. 2 - **CCS45**
Elements can be ordered with feet H 8 or 10 cm

curved chaise longue

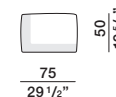


external structure **SCC14 dx - sx** internal cushioning **ICC14 dx - sx**

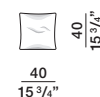
back cushion
CCS55



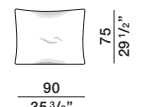
back cushion
CCS75



back cushion
CCS45



ornamental cushion
PCU90/75



DATASHEET

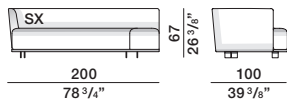
REGISTERED
DESIGN

2026

DIMENSIONS

Recommended configuration for back cushions:
nr. 2 - **CCS55**
nr. 1 - **CCS75**
nr. 2 - **CCS45**
Elements can be ordered with feet H 8 or 10 cm

curved end element

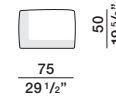


external structure **STC20 dx - sx** internal cushioning **ITC20 dx - sx**

back cushion
CCS55



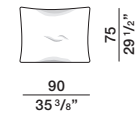
back cushion
CCS75



back cushion
CCS45

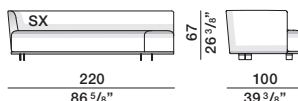


ornamental cushion
PCU90/75



Recommended configuration for back cushions:
nr. 2 - **CCS55**
nr. 1 - **CCS75**
nr. 2 - **CCS45**
Elements can be ordered with feet H 8 or 10 cm

curved end element

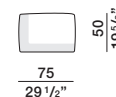


external structure **STC22 dx - sx** internal cushioning **ITC22 dx - sx**

back cushion
CCS55



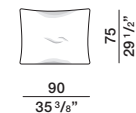
back cushion
CCS75



back cushion
CCS45

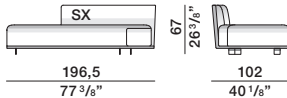


ornamental cushion
PCU90/75



Recommended configuration for back cushions:
nr. 2 - **CCS55**
nr. 1 - **CCS45**
Elements can be ordered with feet H 8 or 10 cm

curved island element

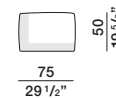


external structure **SIC20 dx - sx** internal cushioning **IIC20 dx - sx**

back cushion
CCS55



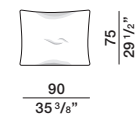
back cushion
CCS75



back cushion
CCS45

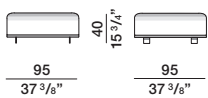


ornamental cushion
PCU90/75



Elements can be ordered with feet H 8 or 10 cm

pouf



base **SPF95** seat cushion **IPF95**

code	gross weight kg.	volume mc.	packages	code	gross weight kg.	volume mc.	packages
SDI21	115,4	1,993	1	SCL16	74	1,496	1
SDI24	120,8	2,363	1	SCC14	93,199	1,952	1
SDI28	139,399	2,573	1	STC20	90	1,8	1
STR16	89,599	1,544	1	STC22	93,4	1,866	1
STR18	80,4	1,544	1	SIC20	84,8	1,934	1
STR20	93,4	1,678	1	SPF95	31	0,438	1
SCE14	72,599	1,385	1				
SAN18	91,599	1,584	1				

DATASHEET

REGISTERED
DESIGN

2026