

Molteni & C

MASTER DRESSING — VINCENT VAN DUYSSEN 2017

1—
17



Following the success of Gliss Master, Vincent Van Duysen has designed Master Dressing, a walk-in wardrobe system that completes the wide range of nighttime systems offered by Molteni&C. Master Dressing perfectly complements the Gliss Master wardrobes thanks to the use of coordinated internal fittings and aesthetic finishes, thereby providing functional and impactful walk-in closets. A distinctive structural feature is a new rack system to which wooden, lacquered, Fine Grain or glass back panels can be hooked. The system is fitted with newly designed shelf support rods that will take 30 mm thick Ecopelle and illuminated glass shelves, or 40 mm thick wooden shelves. Newly designed sets of drawers, new tie and foulard rack accessories. Brand new "Vanity" compartment, complete with large illuminated LED mirror.

DATASHEET

REGISTERED
DESIGN

IX.2020

moltenigroup.com

Dimensions in millimeters and inches. The right to discontinue and make changes is reserved. This information is based on the latest product information available at the time of printing.

FINISHES

finishes	pewter colour / bronze	melamine	matt lacquer colours	woods	fine grain	coloured glass/ etched coloured glass	mirror	Eco Skin	transparent glass	grey saffiano melamine	piqué melamine
components											
back panel											
lateral finishing profile											
base with pewter colour/bronze edge											
filler strip											
shelf bracket											
wood shelf th 40											
shelf th 30 with pewter colour/bronze profile											
clothes rails											
drawer front											
drawer front with pewter colour/bronze profile											
glass drawer front	profile										
	glass										
drawer unit structure											
drawer interior											
floor-standing drawer unit top											
shoe shelf								only grey			
laundry basket	structure							only grey and dark brown			
	lid										

colours	Melamine	Matt lacquer	Woods	Coloured glass	Etched coloured glass	Eco Skin
	YM larix dark	BC chalk white	EU eucalyptus	BC chalk white	BC chalk white	grey
	YA silver cembran	PE pearl	RG grey oak	PE pearl	PE pearl	mink
	WW white	DN dune	RF graphite oak	DN dune	DN dune	hemp
	QC light chestnut	PL platinum		PL platinum	PL platinum	ivory
	QS dark chestnut	NE black		NE black	NE black	dark brown
	QA ivory tatami	AT anthracite		AT anthracite	AT anthracite	
	QG grey tatami	SE mustard		SE mustard	SE mustard	
		SI silica		SI silica	SI silica	
		DO dolomite grey		DO dolomite grey	DO dolomite grey	
		AL clay		AL clay	AL clay	
		MK moka		MK moka	MK moka	
		CZ light blue grey		CZ light blue grey	CZ light blue grey	
		SA sand		SA sand	SA sand	
		RU ruby		RU ruby	RU ruby	
		PX pewter colour		PX pewter colour	PX pewter colour	
		RX copper		RX copper	RX copper	
		TO dove grey		TO dove grey	TO dove grey	
		PR petroleum blue		PR petroleum blue	PR petroleum blue	
		BG burgundy		BG burgundy	BG burgundy	

DATASHEET

REGISTERED
DESIGN

IX.2020

TECHNICAL INFORMATION

WALL PROFILE

Extruded anodised aluminium.

BACK PANEL, DRAWER UNIT AND TRAY FRONTS, DRAWER SIDES AND BOTTOM (MELAMINE FACED)

Wooden particleboard panel faced with melamine.

BACK PANEL, DRAWER UNIT STRUCTURE, DRAWER AND TRAY FRONTS (LACQUER)

Wooden particleboard panel faced with melamine, painted in the colours of the “Molteni Range”.

BACK PANEL (GLASS VERSIONS)

Wooden particleboard panel faced with melamine, with applied mirror or tempered glass (th. 5 mm), transparent or etched, painted in the colours of the “Molteni Range”.

FINE GRAIN BACK PANEL

Chipboard coated with cylinder etched coextruded sheet of ABS-PMMA, painted in specific Molteni finish.

MELAMINE FACED SHELF/BASE

Wooden particleboard panel faced with melamine. Base with adjustable feet and perimeter profile in extruded aluminium.

LACQUERED SHELF/BASE

Wooden particleboard panel faced with melamine, painted in the colours of the “Molteni Range”. Base with adjustable feet and perimeter profile in extruded aluminium.

WOOD SHELF/BASE

Wooden particleboard panel faced with wood veneer in Oak (Quercus) or Eucalyptus (Eucalyptus globulus). Base with adjustable feet and perimeter profile in extruded aluminium.

INNER SHELVES IN ECO SKIN

Chipboard panel covered with melamine facing, front profile in painted extruded aluminium and upper covering in eco-leather.

GLASS FRONT PANEL AND GLASS SHELVES

In painted or extruded aluminium. 4-mm-thick tempered glass.

FINE GRAIN FRONT

Chipboard panel covered with cylinder etched coextruded sheet of ABS-PMMA, painted in specific Molteni finish. Perimeter profile in painted extruded aluminium.

CLOTHES ROD / SIDE CLOSING PROFILE / TROUSERS HANGER BAR

In painted or extruded aluminium.

FIXING BRACKET / TIE RACK

Painted laser cut metal sheet.

ECOSKIN COVER

Folded metal sheet covered in eco-leather.

VANITY MIRROR

Painted extruded aluminium with etched silver coloured glass th. mm 4 with protective safety film.

LIGHTING AND ELECTRICAL COMPONENTS

All components are compliant with regulations and certified as shown on the individual parts.

LAUNDRY BASKET

Laundry basket with rigid polyurethane structure, covered externally in eco skin.

Removable internal bag.

Lid in chipboard covered with Oak or Eucalyptus wooden sections.

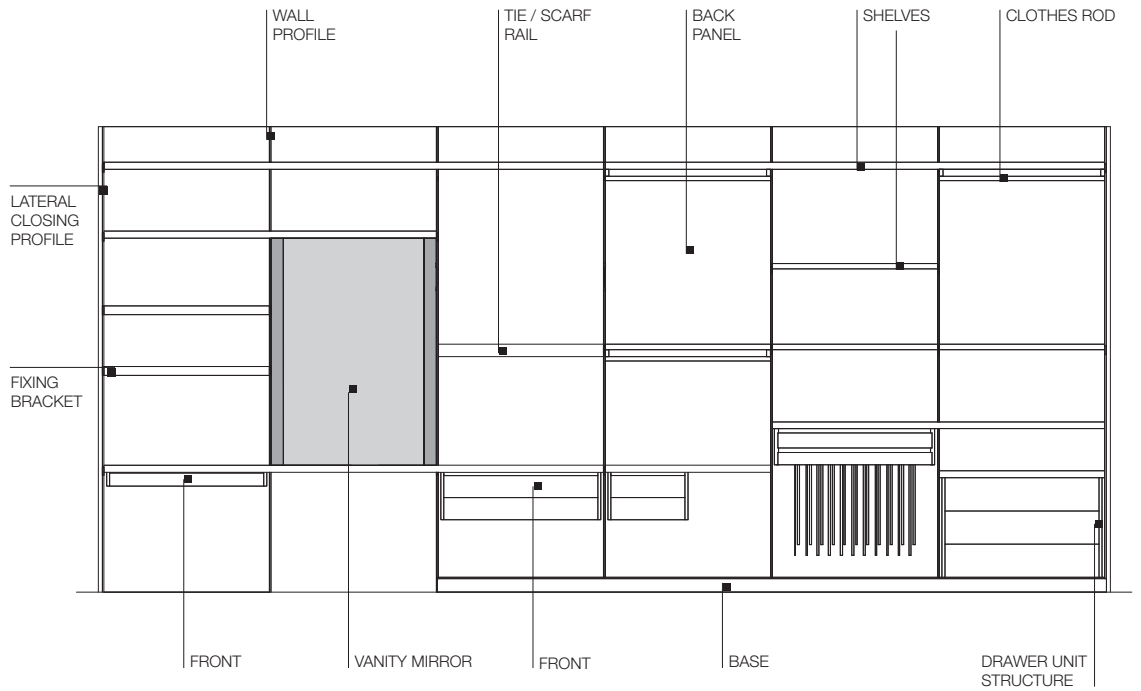
DATASHEET

REGISTERED
DESIGN

IX.2020

MASTER
DRESSING—
VINCENT
VAN DUYSSEN
2017

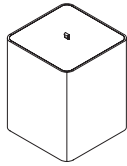
TECHNICAL INFORMATION



Molteni & C

4—
17

LAUNDRY
BASKET



DATASHEET

REGISTERED
DESIGN

IX.2020

moltenigroup.com

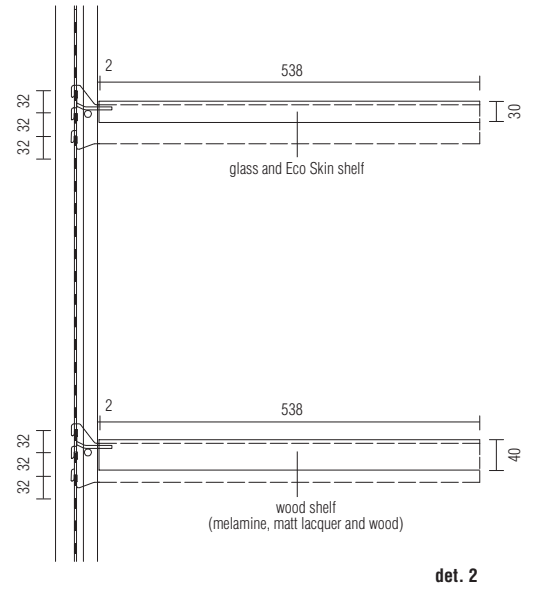
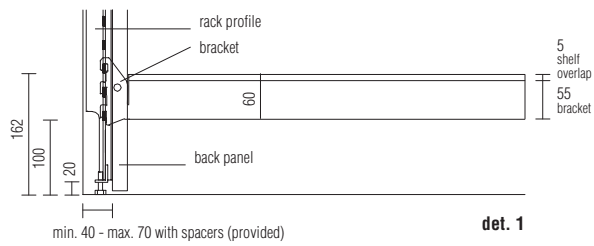
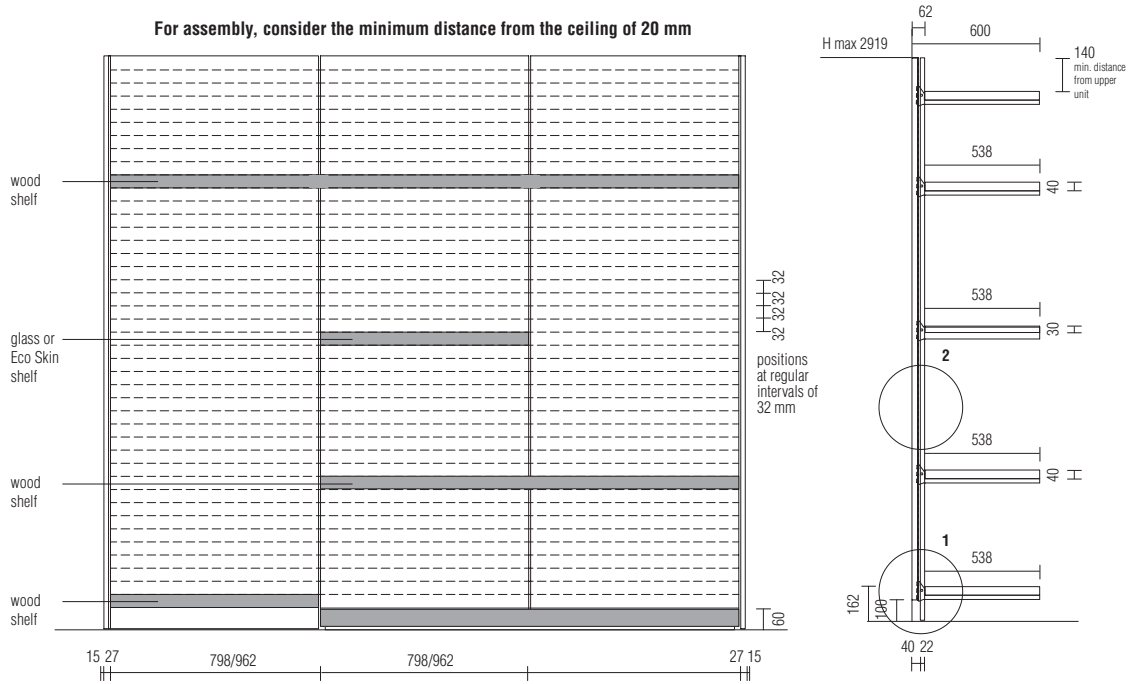
Dimensions in millimeters and inches. The right to discontinue and make changes is reserved. This information is based on the latest product information available at the time of printing.

MODULARITY

Molteni & C

5—
17

For assembly, consider the minimum distance from the ceiling of 20 mm



DATASHEET

REGISTERED DESIGN

IX.2020

MODULARITY

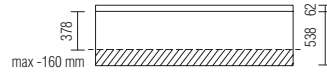
Linear modules

Standard compositions are built in the same heights as Gliss Master (H 2919, 2631, 2439, 2343), and widths are decided based on the 798/962 mm module plus 42 mm at the beginning and end of the composition (if the composition is set between two walls).

Modules can be reduced in both height and width.

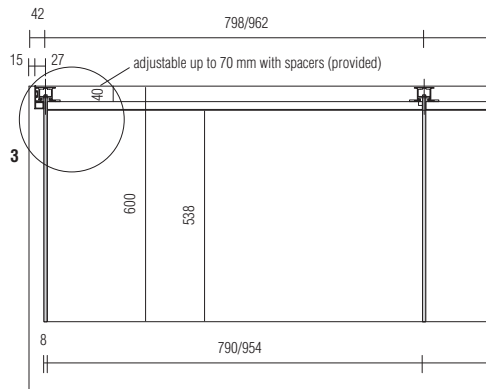
It is possible to reduce the depth of the following components up to a maximum of -160 mm (from 538 mm to 378 mm):

- bases
- wood shelves th 40
- glass and Eco Skin shelves th 30
- shelf fixing bracket



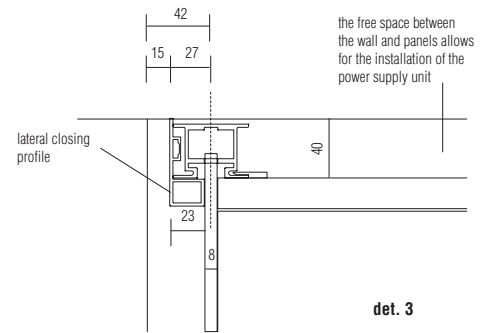
Molteni & C

6—
17



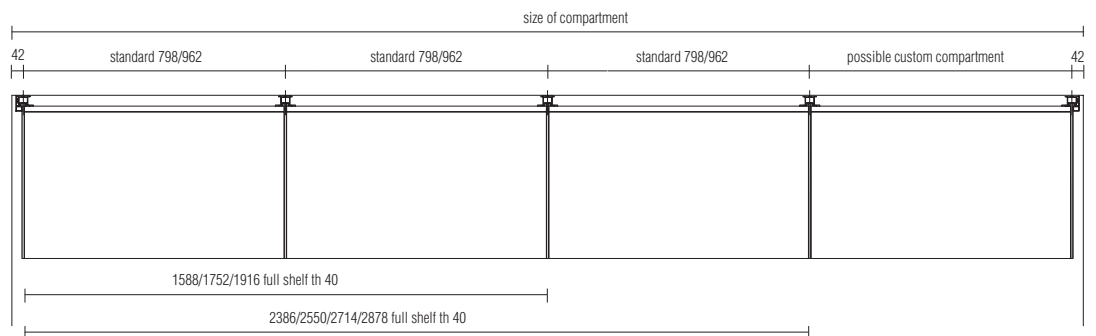
with adjustment of up to 55mm

Compensation strip
max width 270 mm



Single module

- Melamine shelf th 40
- Lacquered shelf th 40
- Wood shelf th 40
- Glass shelf th 30
- Eco Skin shelf with profile th 30



Shelves (th 40) in the finishes melamine, lacquer and wood are also available in full lengths for 2 or 3 modules.

All shelves can be reduced in width for custom compartments.

DATASHEET

REGISTERED
DESIGN

IX.2020

MODULARITY

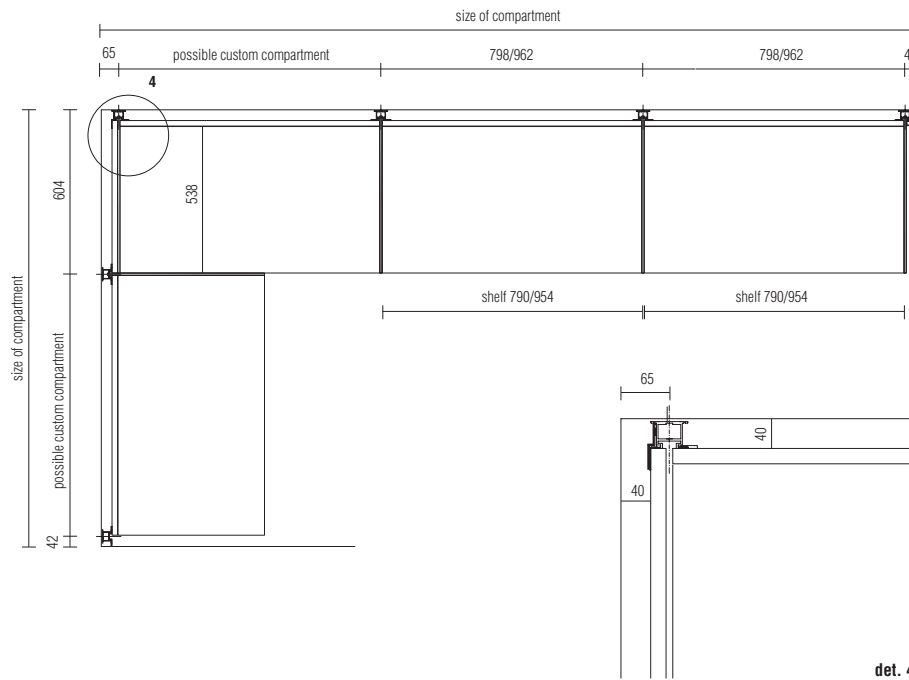
Corner modules

With Master Dressing, it is possible to create L-shaped or C-shaped corner compositions. To design these compositions, in addition to the centre distance of the standard module (798/962 mm) and the starting distance (42 mm), it is necessary to consider the measurements of the corner (65 and 604 mm) as shown in the examples below.

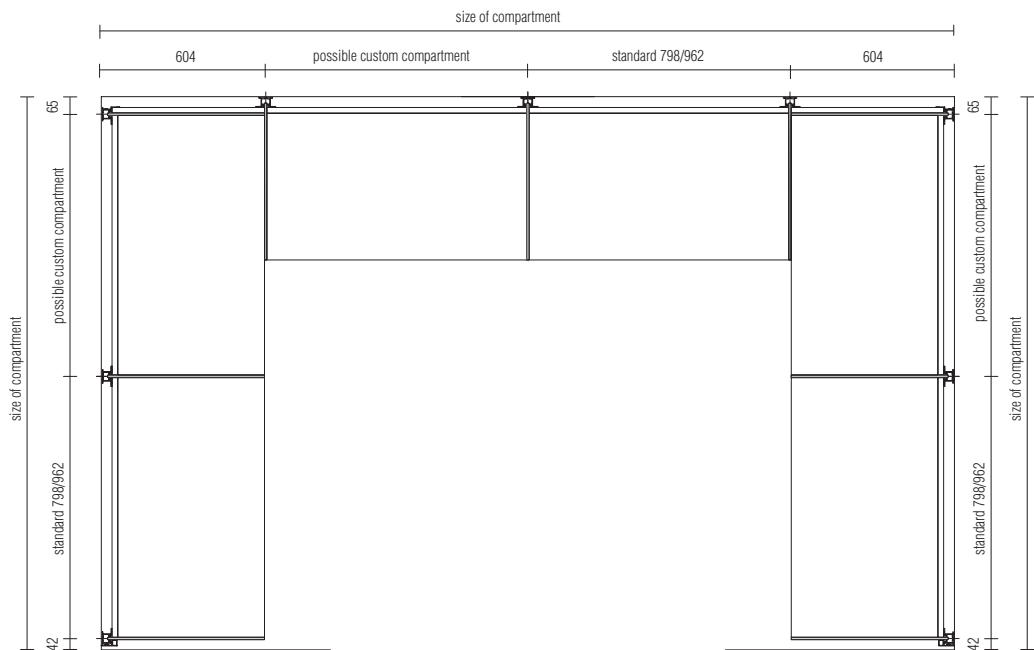
Molteni & C

7—
17

L-shaped corner composition



C-shaped corner composition



DATASHEET

REGISTERED
DESIGN

IX.2020

MODULARITY

Example 1

This example shows the different ways of using the fittings and the possibility of mounting structures on the wall.

Example 2

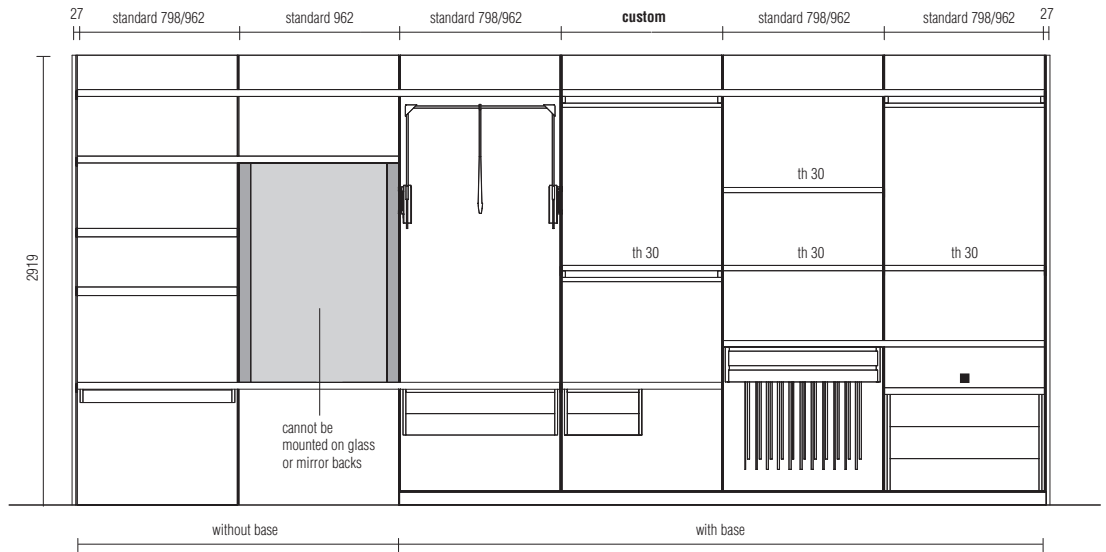
A simple illustration of how to determine the number of brackets required for the composition.

Example 1 - fittings

Shelves th 30 (glass and Eco Skin) are max. 1 module wide (954 mm).
Shelves th 40 (wood) are available in a width of max 3 modules (2878 mm).

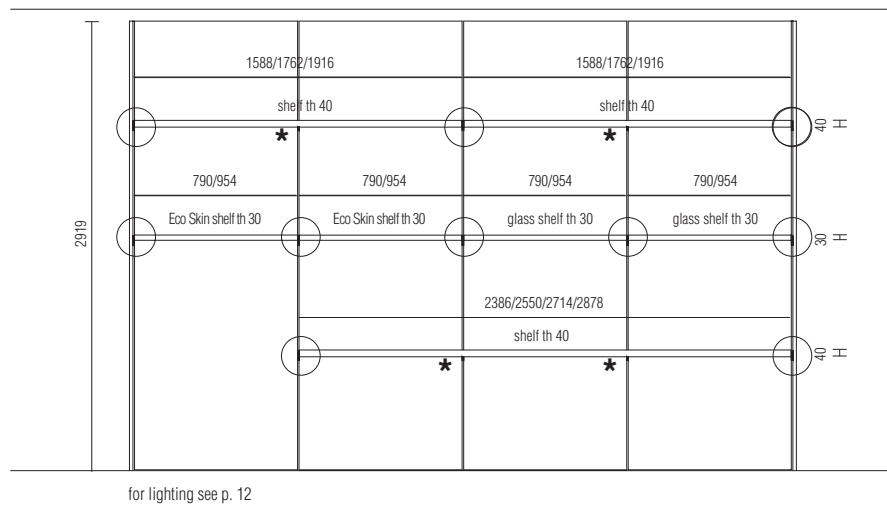
Molteni & C

8—
17



■ = the drawer unit set on the floor or on the base does not have fixing brackets and is not aligned with the intervals of the shelves

Example 2 - brackets



It is advisable to avoid placing shelves th 30 right next to shelves th 40, especially if they are supporting wall-mounted drawer units

○ = bracket to count

★ = brackets included in the price of the shelf for 2 or 3 modules

DATASHEET

REGISTERED
DESIGN

IX.2020

moltenigroup.com

Dimensions in millimeters and inches. The right to discontinue and make changes is reserved. This information is based on the latest product information available at the time of printing.

COMPONENTS

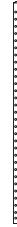
Reducible
in height

Wall-mounted
profile



H 2343 H 2439 H 2631 H 2919
PMU23 PMU24 PMU26 PMU29

Wall-mounted
corner profile



H 2343 H 2439 H 2631 H 2919
PMA23 PMA24 PMA26 PMA29

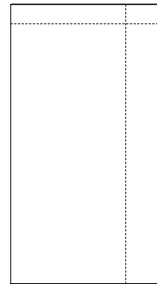
Lateral closing
profile



H 2343 H 2439 H 2631 H 2919
PLA23 PLA24 PLA26 PLA29

Reducible in
height
and width

Linear module back
W 790/954 th 20
W 31 1/8" / 37 1/2" th 3/4"



W 790 W 790 W 790 W 790
H 2343 H 2439 H 2631 H 2919
SHL8/23 SHL8/24 SHL8/26 SHL8/29

Reducible in
height
and width

Corner module back
W 560 th 20
W 22" th 3/4"

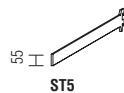


H 2343 H 2439 H 2631 H 2919
SHA5/23 SHA5/24 SHA5/26 SHA5/29
FL29

Lateral
filler strip
W 270 max.
W 10 5/8"



Bracket for fixing shelves
H 55 th 8
H 2 1/8" th 3/8"



ST5

Supplement for electrical contact on bracket
(always on the left of the shelf with LED)
see example on p. 6

ESU1

DATASHEET

REGISTERED
DESIGN


IX.2020

COMPONENTS

Bases
th 60 D 538
th 2 3/8" D 21 1/8"
pewter colour or bronze profile on perimeter edge


reducible in width

W 798 - 31 3/8"
W 962 - 37 7/8"




W 798 W 962
BA5/08 BA5/09

W 1596 - 62 7/8"
W 1760 - 69 1/4"
W 1924 - 75 3/4"



W 1596 W 1760 W 1924
BA5/16 BA5/17 BA5/19

W 2394 - 94 1/4"
W 2558 - 100 3/4"
W 2722 - 107 1/8"
W 2886 - 113 5/8"




W 2394 W 2558 W 2722 W 2886
BA5/23 BA5/25 BA5/27 BA5/28

Molteni & C

Wood shelves
th 40 D 538
th 1 5/8" D 21 1/8"
lateral brackets not included in the price

reducible in width

W 790 - 31 1/8"
W 954 - 37 1/2"
(1 module)




W 798 W 954
RI5/08 RI5/09

W 1588 - 62 1/2" (798+798)
W 1752 - 69" (962+798)
W 1916 - 75 3/8" (962+962)
(2 modules)
includes a central bracket



W 1588 W 1752 W 1916
RI5/16 RI5/17 RI5/19

W 2386 - 93 7/8" (790+790+790)
W 2550 - 100 3/8" (790+790+962)
W 2714 - 106 7/8" (790+962+962)
W 2878 - 113 1/4" (962+962+962)
(3 modules)
includes 2 central brackets




W 2386 W 2550 W 2714 W 2878
RI5/23 RI5/25 RI5/27 RI5/28

Eco Skin and transparent glass shelves
th 30 D 538
th 1 1/8" D 21 1/8"
lateral brackets not included in the price

reducible in width

Eco Skin
W 790 - 31 1/8"
W 954 - 37 1/2"



RE5/08 RE5/09

transparent glass
W 790 - 31 1/8"
W 954 - 37 1/2"



RV5/08 RV5/09

Shoe shelves
D 538 - 21 1/8"
lateral brackets not included in the price

no reductions are possible

W 790 - 31 1/8"
W 954 - 37 1/2"



RP5/08 RP5/09

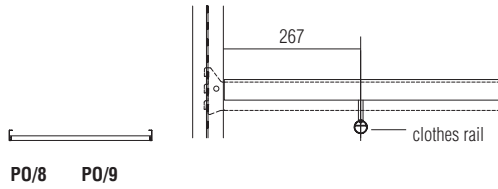
DATASHEET

REGISTERED DESIGN

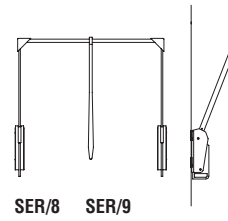
IX.2020

COMPONENTS


Clothes rail
W 790 - 31 1/8"
W 954 - 37 1/2"



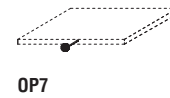
Hanger



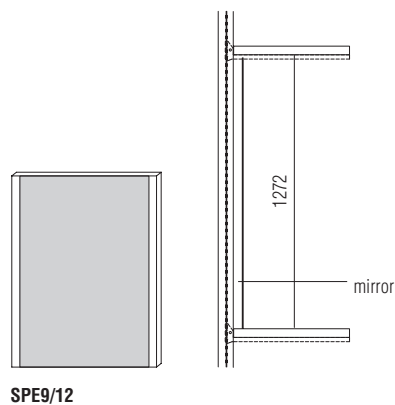
Tie or scarf rail
only for W 971 - 38 1/4"
pewter colour / bronze finish




Pull-out coat hanger rail
only for wood shelves
brown finish



Vanity mirror
only for compartment W 954 - 37 1/2"
Backlit with dedicated switch.
The electrical system for the mirror is
independent of the rest of the closet.
The mirror is fastened to the back panel.



Eco Skin Cover
for wood shelves
W 790 - 31 1/8"
W 954 - 37 1/2"



DATASHEET

REGISTERED
DESIGN

IX.2020

COMPONENTS

Drawer units

Wood shelves th 40 and Eco Skin shelves th 30 can receive the wall-mounted drawer unit structures. In this case, it is advisable to not place them side by side because the drawer units would not be aligned.

Floor-standing drawer units or on bases, cannot be aligned with closet shelves.

Structures can receive several drawers or trays in compliance with the modularity indicated with the dots •.

Drawers and trays are fitted with HOLD or CAVE handles.

For the CAVE handle covered in Eco Skin, add a supplementary charge each.

Wooden drawer finishes

melamine front in structure finish

fine grain finish front with pewter colour or bronze profile (**only HOLD handle**)

drawer inside in grey saffiano melamine

Glass drawer finishes (only HOLD handle)

transparent glass front with pewter colour or bronze frame

inside in grey saffiano melamine

Trouser holder finishes

melamine front in the same finish as the structure or fine grain with pewter colour or bronze profile

inner frame in grey saffiano melamine with trouser holder

in grey saffiano embossed.

Fine grain **only on HOLD handle**

Trinket tray finishes

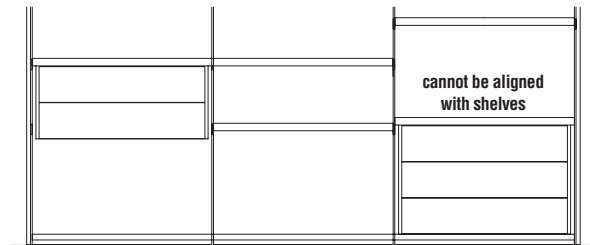
melamine front in the same finish as the structure or fine grain with pewter colour or bronze profile

inner frame, bottom and grid in grey saffiano melamine.

Fine grain **only on HOLD handle**

Molteni & C

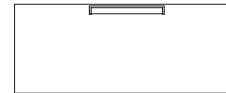
12—
17



HOLD handle



CAVE handle

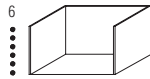


Floor-standing structures must always be closed with a finishing top in the finishes melamine, matt lacquer or wood (NO piqué).

No reductions of any kind are possible.

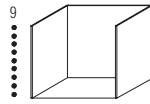
floor-standing structure/ on base

W 790/954 - 31 1/8" / 37 1/2"
H 390 - 15 3/8"



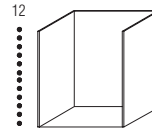
CST8/04 CST9/04

W 790/954 - 31 1/8" / 37 1/2"
H 582 - 22 7/8"



CST8/06 CST9/06

W 790/954 - 31 1/8" / 37 1/2"
H 774 - 30 1/2"



CST8/08 CST9/08

finishing top W 790/954 th 40

W 31 1/8" / 37 1/2" th 1 5/8"
Mandatory for each
floor-standing or base
supported drawer unit

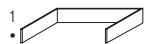


TOQ8 TOQ9

suspended structures

W 790/954 - 31 1/8" / 37 1/2"
H 85 - 3 3/8"

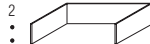
for use only with
1 trinket tray
or 1 trouser holder



CSA8/01 CSA9/01

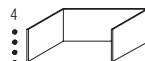
W 790/954 - 31 1/8" / 37 1/2"
H 166 - 6 1/2"

for use only with
2 trinket trays
or 1 trinket tray
and 1 trouser holder



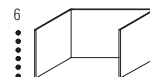
CSA8/02 CSA9/02

W 790/954 - 31 1/8" / 37 1/2"
H 262 - 10 3/8"



CSA8/03 CSA9/03

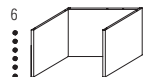
W 790/954 - 31 1/8" / 37 1/2"
H 390 - 15 3/8"



CSA8/04 CSA9/04

W 422 - 16 5/8"
H 390 - 15 3/8"

For custom compartments.
Can be positioned on
right or left always with
2 drawers CLN4/19



CSA4/04

DATASHEET

REGISTERED
DESIGN

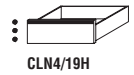

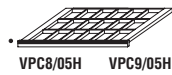
IX.2020

COMPONENTS

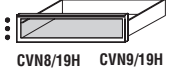
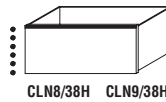
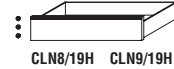
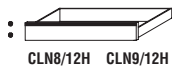
Molteni & C

13 —
17

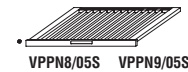
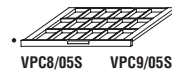
HOLD handle	trinket trays (tie and belt) W 716/880 D 478 H 61	trouser holders trays W 716/880 D 478 H 61 n. 9/12 bars	additional bar	wooden drawer W 416 D 478 H 190 usable space W 370 D 435 H 106
--------------------	---	---	-----------------------	--



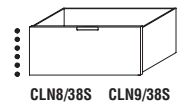
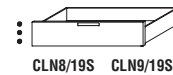
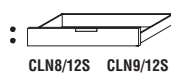
HOLD handle	wooden drawers W 716/880 D 478 H 126 usable space W 670/834 D 435 H 77	W 716/880 D 478 H 190 usable space W 670/834 D 435 H 106	W 716/880 D 478 H 382 usable space W 670/834 D 435 H 298	glass drawer W 716/880 D 478 H 190 usable space W 670/834 D 435 H 106
--------------------	--	--	--	---



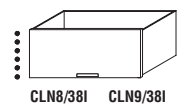
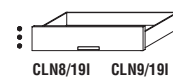
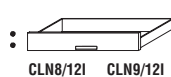
CAVE handle	trinket trays (tie and belt) W 716/880 D 478 H 61	trouser holders trays W 716/880 D 478 H 61 n. 9/12 bars	additional bar
--------------------	---	---	-----------------------



upper CAVE handle	wooden drawer W 416 D 478 H 190 usable space W 370 D 435 H 106	W 716/880 D 478 H 126 usable space W 670/834 D 435 H 77	W 716/880 D 478 H 190 usable space W 670/834 D 435 H 106	W 716/880 D 478 H 382 usable space W 670/834 D 435 H 298
--------------------------	--	---	--	--



lower CAVE handle	wooden drawer W 416 D 478 H 190 usable space W 370 D 435 H 106	W 716/880 D 478 H 126 usable space W 670/834 D 435 H 77	W 716/880 D 478 H 190 usable space W 670/834 D 435 H 106	W 716/880 D 478 H 382 usable space W 670/834 D 435 H 298
--------------------------	--	---	--	--



DATASHEET

REGISTERED
DESIGN

IX.2020

LIGHTING

LED Lighting

Shelves in wood, Eco Skin and glass can be outfitted with LED lighting. The wiring system is compliant with European safety standards. To allow the closet to be lit simply and quickly, the fixing profiles are wired with an electrified wire strip (see example on p.12) and the brackets are fitted with contacts.

Notes

When placing the order, the client must indicate on the drawing which shelf or shelves are to be fitted with the lighting bars. Bars are always aligned with shelf width.

Molteni & C

15—
17

electrified wire strip



up to H 2631 from 2632 to 2919
ECA2 **ECA3**

Supplement for electrical contact on bracket (always on left of shelf)

ESU1

lighting bars for shelves 3000 K



W 8
EBI9C

for shelves up to W 954



W 16
EBI19C

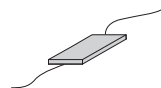
for shelves up to W 1916



W 23,5
EBI28C

for shelves up to W 2878

**components
per system**
(see the diagram for
component use and to
calculate system cost)



EAL1

power supply unit 100W



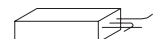
EC01

connector



EKRR1

radio control kit with brightness setting (1 per power supply unit) optional



EKDA1

DALI kit (for DOMOTICA) n. 1 for each power supply unit cannot be used with radio remote control

System for remote control switch or remote control device

- Wire strips and brackets: consider quantities as shown in the example on the previous page
- Power supply unit: each power supply unit can power max 100W
- Connector: n. 1 per 4 power supply units
- Radio remote control system (optional): with n.1 remote control device, it is possible to command n. 2 power supply units. If more are desired, then more remote control devices are required.

DATASHEET

REGISTERED
DESIGN

IX.2020

INTERNAL FITTINGS - ACCESSORIES FOR DRAWERS

Leather trays
Handmade leather trays with Alcantara bottom.
The version for men is brown (cat. P col. D533),
The version for women is powder pink (cat. P col. D524).

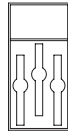
Eco Skin bottoms
Made with grey coloured Eco Skin.

leather trays
men's drawers
W 206 D 430 H 58 (A)
W 206 D 215 H 58 (B)

Molteni & C

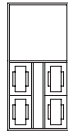
16 —
17

watch holder (A)



CEV/MA1

watch/bracelet holder (A)



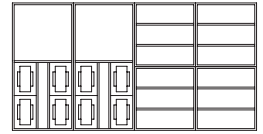
CEV/MA2

jewellery holder with movable dividers (B)



CEV/MB1

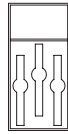
complete men's drawer offer



CVM1

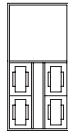
leather trays
women's drawers
W 206 D 430 H 58 (A)
W 206 D 215 H 58 (B)

watch holder (A)



CEV/WA1

watch/bracelet holder (A)



CEV/WA2

jewellery holder with movable dividers (B)



CEV/WB1

ring holder (B)



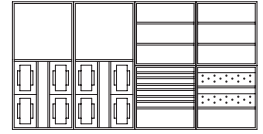
CEV/WB2

earring holder (B)



CEV/WB3

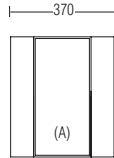
complete women's drawer offer



CVW1

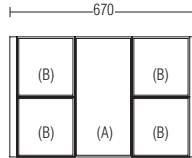
Modularity drawings for inserting trays into drawers

drawer W 416



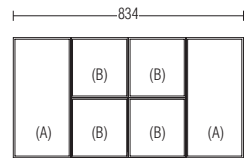
1 tray (A)
or 2 trays (B)

drawer W 716



3 trays (A)
or 6 trays (B)

drawer W 880



4 trays (A)
or 8 trays (B)

Eco Skin bottoms for drawers
D 432



W 366 W 666 W 830
CEQ/F4 CEQ/F8 CEQ/F9

DATASHEET

REGISTERED
DESIGN

IX.2020

moltenigroup.com

Dimensions in millimeters and inches. The right to discontinue and make changes is reserved. This information is based on the latest product information available at the time of printing.

**MASTER
DRESSING**—
VINCENT
VAN DUYSSEN
2017

LAUNDRY BASKET

Container made from mold and covered in grey or dark brown Eco Skin.

The laundry basket has castors for easy movement.
It contains a sack to hold laundry, attached to the structure with Velcro fasteners.
The sack is made of fabric.

The lid is always in wood, with a thick hide leather handle (in dark brown).

Structure finish

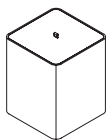
Eco Skin
grey
dark brown

Lid finish

eucalyptus
graphite oak

Molteni & C

Laundry basket
W 450 D 450 H 580
W 17 3/4" D 17 3/4" H 22 7/8"



CPB1

17—
17

DATASHEET

REGISTERED
DESIGN

IX.2020

moltenigroup.com

Dimensions in millimeters and inches. The right to discontinue and make changes is reserved. This information is based on the latest product information available at the time of printing.