

Molteni & C

DWELL — CRS 2013

1—
3



Dwell is a system of sliding doors and partitions designed to close the Gliss Walk-In closets. The system can be used in the ceiling, wall (side), and recessed (false ceiling).

DATASHEET

REGISTERED
DESIGN

IX.2020

moltenigroup.com

Dimensions in millimeters and inches. The right to discontinue and make changes is reserved. This information is based on the latest product information available at the time of printing.

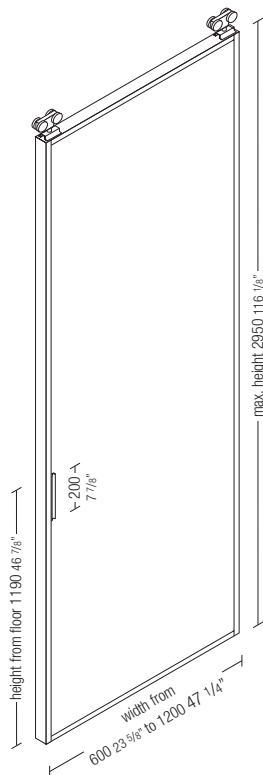
FINISHES

Finishes

| | anodised aluminium | brown aluminium | extra clear transp. glass | smoked glass | stopsol glass |
|-------------------------|-----------------------|--------------------|---------------------------------|-----------------|------------------|
| components | | | | | |
| door or partition frame | | | | | |
| glass | | | | | |
| track | | | | | |
| track covering profiles | | | | | |

Molteni & C

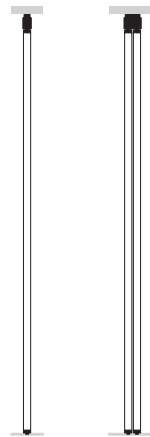
DIMENSIONS



TRACKS


CEILING TRACK

1 track 2 tracks



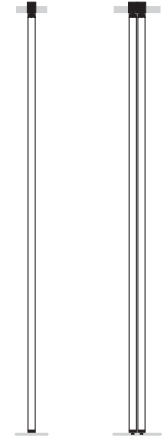
WALL TRACK

1 track 2 tracks



RECESSED TRACK

1 track 2 tracks



2—
3

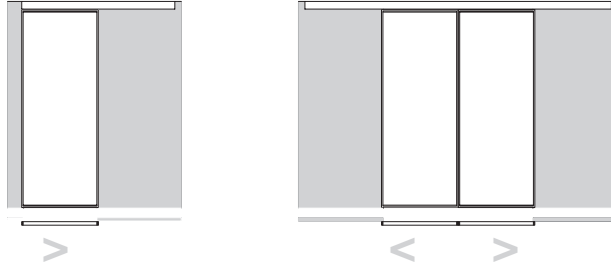
DATASHEET

REGISTERED
DESIGN

IX.2020

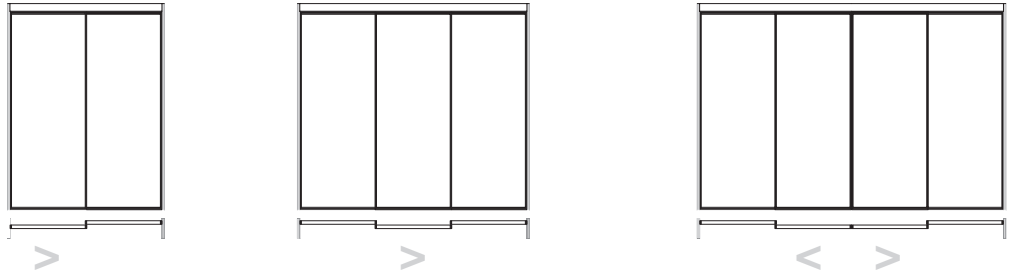
COMPOSITIONS

1 Track
External



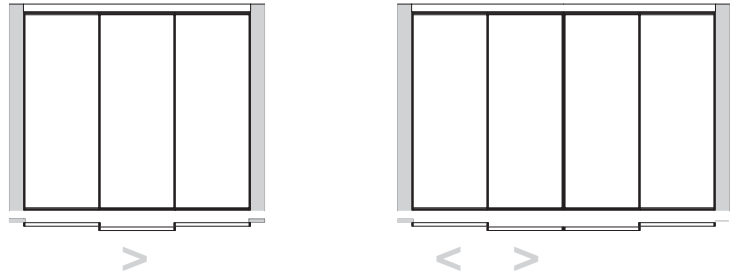
Molteni & C

2 tracks
Internal

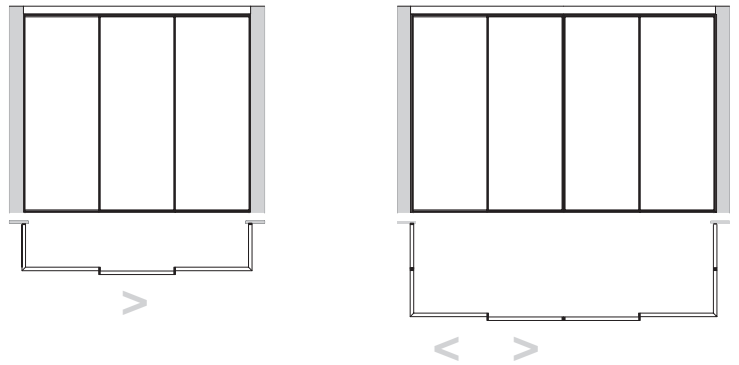


3—
3

2 Tracks
External



Corner
Solutions



DATASHEET

REGISTERED
DESIGN

IX.2020