

Molteni & C

LARGE — FERRUCCIO LAVIANI 2012

1—
9



Top level technology for the structural elements to guarantee maximum comfort. Comfort which comes of the new generation heat sensitive foam which models itself and distributes weight with optimum efficiency.



This symbol shows that the product has removable upholstery. Only qualified personnel can remove the upholstery of some of our products. If this information is pertinent, it will be included in the warnings section.



This symbol shows that the product is available on request in a fire resistant version that complies with the standards BS 5852 and TB 117-2013. The buyer is responsible for checking to make sure that the product is suitable and compliant with the requirements for the designated use and the current applicable laws and standards for the destination and use of the product.

DATASHEET

REGISTERED
DESIGN

IX.2020

moltenigroup.com

Dimensions in centimeters and inches. The right to discontinue and make changes is reserved. This information is based on the latest product information available at the time of printing.

FINISHES

FEET FINISHES

shiny chrome - pewter colour

TECHNICAL INFORMATION

STRUCTURE INTERIOR

Frame made of solid fir (Picea abies) and chipboard, with elastic straps.

STRUCTURE PADDING

High capacity variable density foam polyurethane. Light velvet cover.

SEAT CUSHIONS

Insert in shaped polyurethane and sterilised feathers. 100% cotton cover.

BACK CUSHIONS

Down and polyester-filled compartments. 100% cotton cover.

FEET

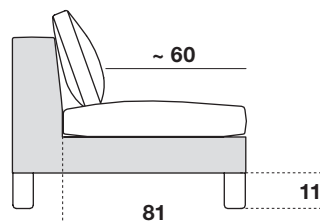
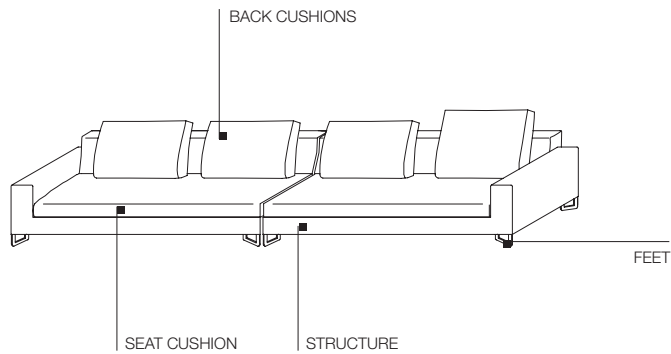
Bent and laser cut steel, chrome plated or lacquered, with non slip plastic floor rests.

REMOVABLE OUTER COVERS

(See attached card, specific for each cover).



AVAILABLE IN FIRE-RESISTANT
VERSION TB117 AND BS5852



Seat depth for structure only, 81 cm

Seat depth with backrest cushion, ~ 60 cm

Feet height 11 cm (from ground to under seat)

DATASHEET

REGISTERED
DESIGN

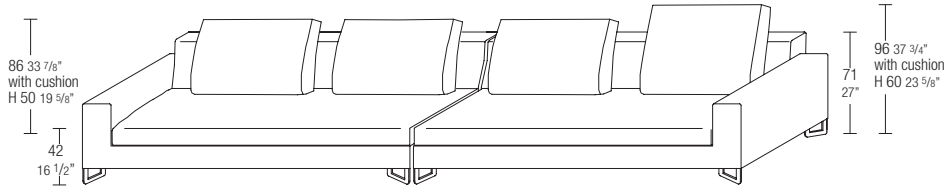
IX.2020

DIMENSIONS

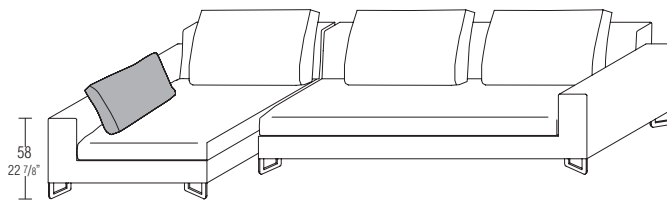
Notes

Every single element (sofa, end element, peninsula, corner, island or chaise longue) needs to be completed, for the proper ergonomics, with one or more backrest cushions by choice.

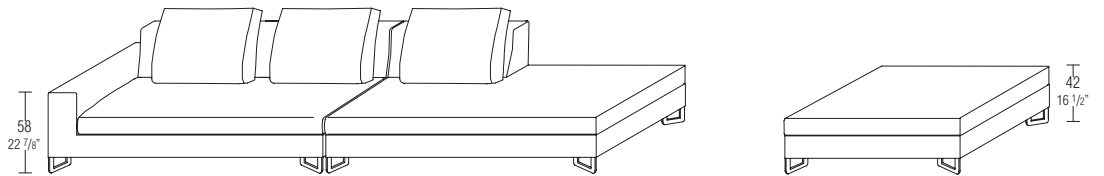
Back cushions with variable height



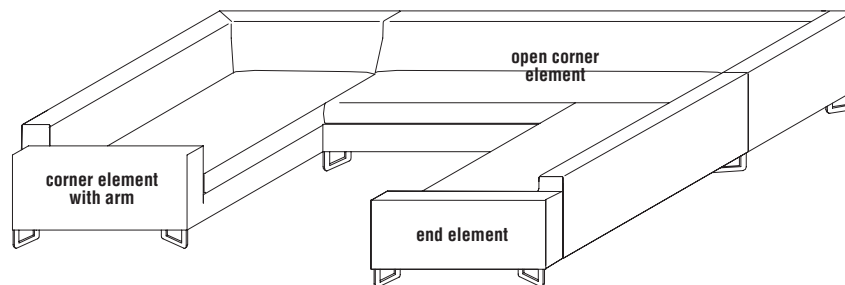
Example for the use of the armrest cushion



Example with island and pouf



Example for corners



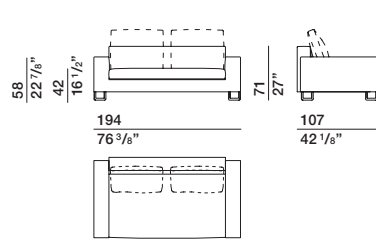
DATASHEET

REGISTERED
DESIGN

IX.2020

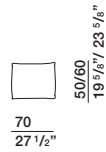
DIMENSIONS

sofa structure
DS194

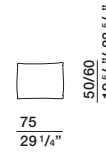


back cushion

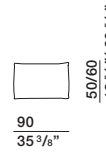
CS70/50 - CS70/60



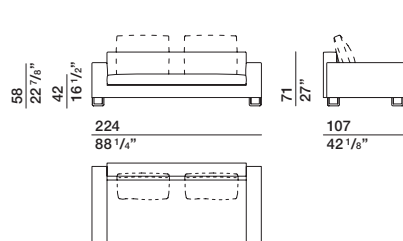
CS75/50 - CS75/60



CS90/50 - CS90/60

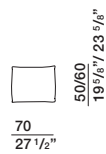


sofa structure
DS224

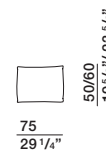


back cushion

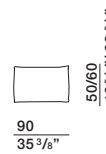
CS70/50 - CS70/60



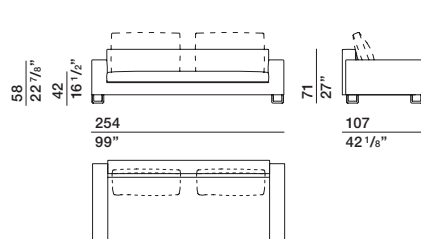
CS75/50 - CS75/60



CS90/50 - CS90/60

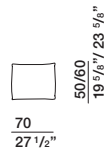


sofa structure
DS254

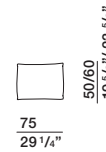


back cushion

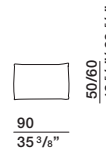
CS70/50 - CS70/60



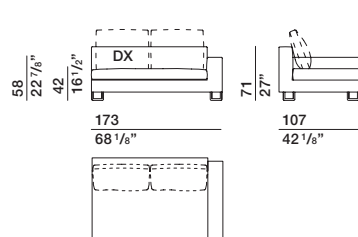
CS75/50 - CS75/60



CS90/50 - CS90/60

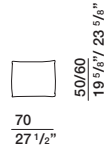


end element structure
TS173 dx - sx

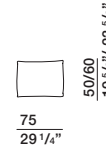


back cushion

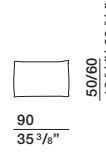
CS70/50 - CS70/60



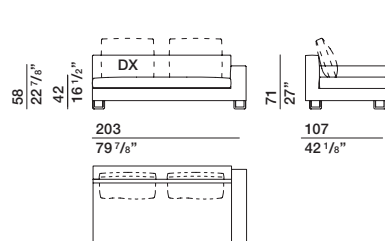
CS75/50 - CS75/60



CS90/50 - CS90/60

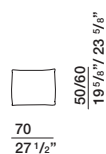


end element structure
TS203 dx-sx

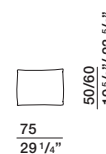


back cushion

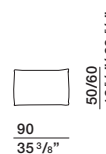
CS70/50 - CS70/60



CS75/50 - CS75/60



CS90/50 - CS90/60



DATASHEET

REGISTERED
DESIGN

IX.2020

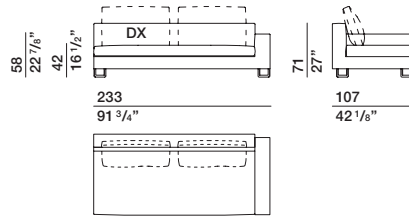
DIMENSIONS

Molteni & C

5—
9

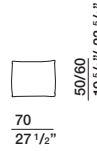
end element structure

TS233 dx - sx

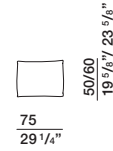


back cushion

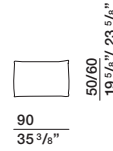
CS70/50 - CS70/60



CS75/50 - CS75/60

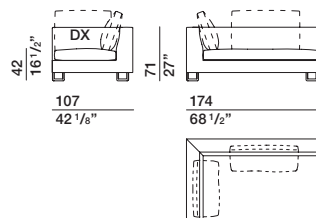


CS90/50 - CS90/60



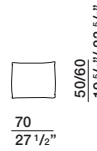
open corner element structure

AAS174 dx - sx

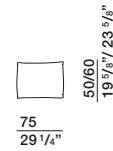


back cushion

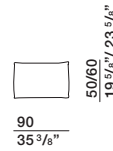
CS70/50 - CS70/60



CS75/50 - CS75/60

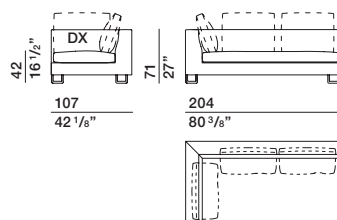


CS90/50 - CS90/60



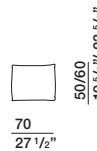
open corner element structure

AAS204 dx - sx

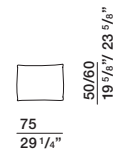


back cushion

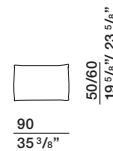
CS70/50 - CS70/60



CS75/50 - CS75/60

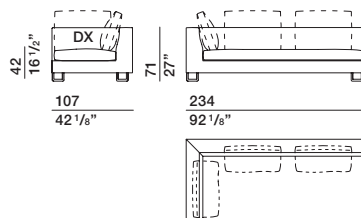


CS90/50 - CS90/60



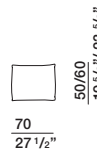
open corner element structure

AAS234 dx - sx

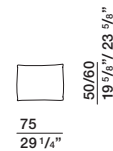


back cushion

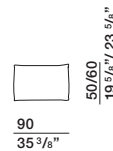
CS70/50 - CS70/60



CS75/50 - CS75/60



CS90/50 - CS90/60



DATASHEET

REGISTERED
DESIGN

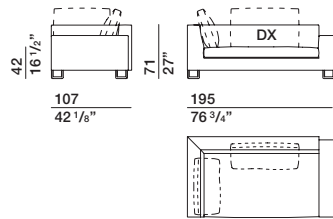
IX.2020

DIMENSIONS

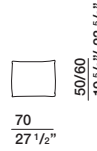
Molteni & C

6—
9

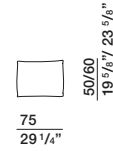
corner element with arm structure
ABS195 dx - sx



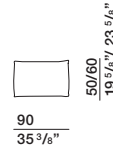
back cushion
CS70/50 - CS70/60



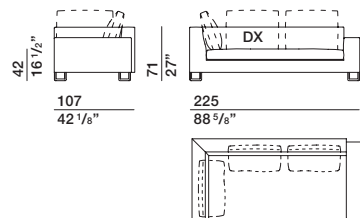
CS75/50 - CS75/60



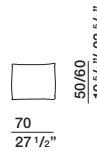
CS90/50 - CS90/60



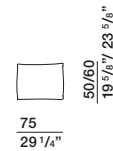
corner element with arm structure
ABS225 dx - sx



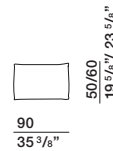
back cushion
CS70/50 - CS70/60



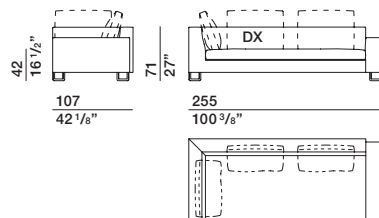
CS75/50 - CS75/60



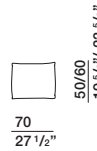
CS90/50 - CS90/60



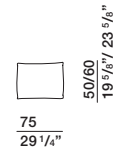
corner element with arm structure
ABS255 dx - sx



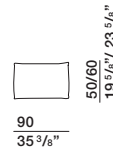
back cushion
CS70/50 - CS70/60



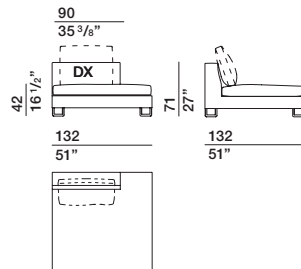
CS75/50 - CS75/60



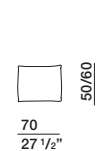
CS90/50 - CS90/60



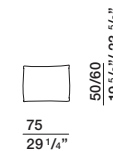
peninsula element structure
PS132 dx - sx



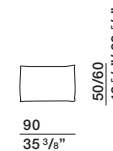
back cushion
CS70/50 - CS70/60



CS75/50 - CS75/60



CS90/50 - CS90/60



DATASHEET

REGISTERED
DESIGN

IX.2020

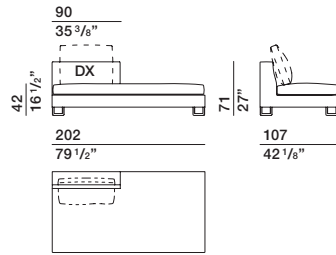
DIMENSIONS

Molteni & C

7—
9

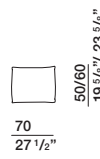
island element structure

IS202 dx - sx

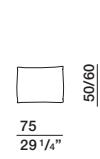


back cushion

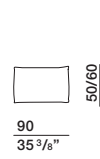
CS70/50 - CS70/60



CS75/50 - CS75/60

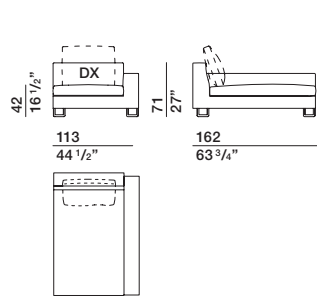


CS90/50 - CS90/60



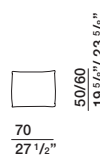
chaise longue structure

CLS162 dx - sx

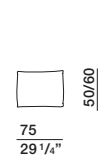


back cushion

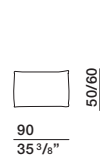
CS70/50 - CS70/60



CS75/50 - CS75/60

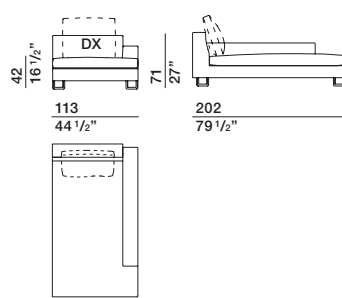


CS90/50 - CS90/60



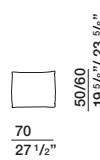
chaise longue structure

CLS202 dx - sx

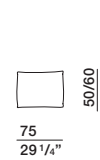


back cushion

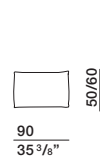
CS70/50 - CS70/60



CS75/50 - CS75/60

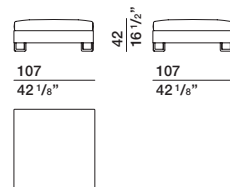


CS90/50 - CS90/60

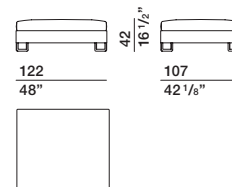


pouf

PF107

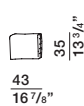


PF122



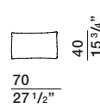
sartorial cushion

LCS/45



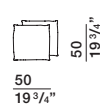
armrest cushion

LBR70/40



pair of extra cushions

CCQ/50



DATASHEET

REGISTERED
DESIGN

IX.2020

SAMPLE COMPOSITIONS

Notes

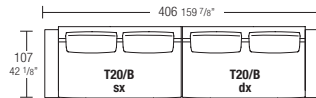
Specify, besides the code of the complete sofa, the height of the back cushions (H 50 or H 60)

Molteni & C

8—
9

composition 1

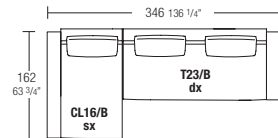
end element structure TS203 sx
end element structure TS203 dx
4 cushions CS75/60



LRC01

composition 4

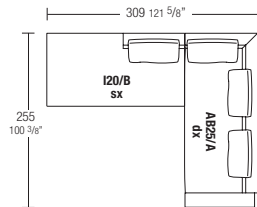
chaise longue structure CLS162 sx
end element structure TS233 dx
3 cushions CS75/60



LRC04

composition 7

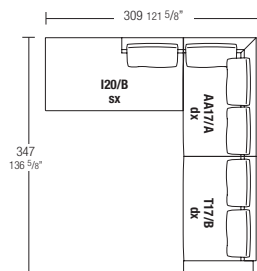
island element structure IS202 sx
corner element with arm structure ABS255 dx
2 cushions CS70/60
2 cushions CS75/60



LRC07

composition 10

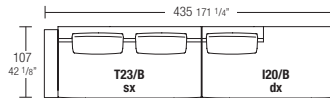
island element structure IS202 sx
open corner element structure AAS174 dx
end element structure TS173 dx
4 cushions CS70/60
2 cushions CS75/60



LRC10

composition 2

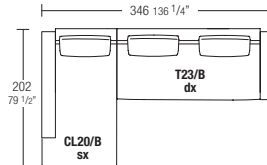
end element structure TS233 sx
island element structure IS202 dx
3 cushions CS75/60



LRC02

composition 5

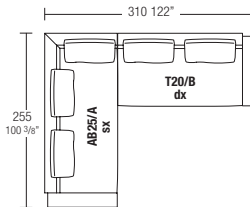
chaise longue structure CLS202 sx
end element structure TS233 dx
3 cushions CS75/60



LRC05

composition 8

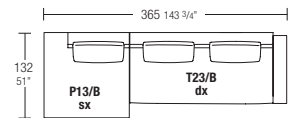
corner element with arm structure ABS255 sx
end element structure TS203 dx
2 cushions CS70/60
3 cushions CS75/60



LRC08

composition 3

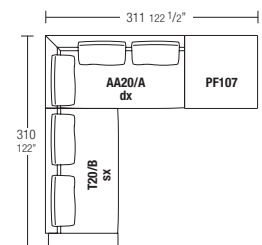
peninsula element structure PS132 sx
end element structure TS233 dx
3 cushions CS75/60



LRC03

composition 9

end element structure TS203 sx
open corner element structure AAS204 dx
pouf PF107
2 cushions CS70/60
3 cushions CS75/60



LRC09

DATASHEET

REGISTERED
DESIGN

IX.2020

LARGE—
FERRUCCIO
LAVIANI
2012

code	gross weight kg.	volume mc.	packages	code	gross weight kg.	volume mc.	packages
AAS174	82	1,742	1	DS224	100	2,205	1
AAS204	94	2,011	1	DS254	110	2,465	1
AAS234	104	2,367	1	IS202	71	1,974	1
ABS195	100	1,78	1	PF107	33	0,7	1
ABS225	112	2,049	1	PF122	37	0,79	1
ABS255	122	2,405	1	PS132	54	1,641	1
CLS162	69	1,722	1	TS173	80	1,723	1
CLS202	84	2,116	1	TS203	90	1,992	1
DS194	90	1,936	1	TS233	97	2,27	1

Molteni & C

9—
9

DATASHEET

REGISTERED
DESIGN

IX.2020

moltenigroup.com

Dimensions in centimeters and inches. The right to discontinue and make changes is reserved. This information is based on the latest product information available at the time of printing.