

Molteni & C

HONEY — ARIK LEVY 2009

1—
4



A simple but elegant bed characterized by its upholstery in fabric or leather, its materials and its tailoring, typical of the most refined “couturiers”. Honey is a fabric bed with a modern line, a bed of limited size, designed to fit into various sleeping environments. The container below the mattress opens with a swing mechanism developed to ease access to the compartment. The front opens to allow access to a horizontal lift for comfortable bed making.

In case of customer slatted base and/or mattress, check the correspondence of the measurements with the standard ones in the price list.

For the versions with lifting base, please consider a mattress weight limit of 45 kg.



This symbol shows that the product has removable upholstery. Only qualified personnel can remove the upholstery of some of our products. If this information is pertinent, it will be included in the warnings section.



This symbol shows that the product is available on request in a fire resistant version that complies with the standards BS 5852 and TB 117-2013.

The buyer is responsible for checking to make sure that the product is suitable and compliant with the requirements for the designated use and the current applicable laws and standards for the destination and use of the product.

DATASHEET

REGISTERED
DESIGN

IX.2022

moltenigroup.com

Dimensions in centimeters and inches. The right to discontinue and make changes is reserved. This information is based on the latest product information available at the time of printing.

FINISHES

FEET FINISHES

black lacquered metal (fixed bed version)
chrome steel (container bed version)

TECHNICAL INFORMATION

HEADBOARD

Structure in veneer with foam rubber padding in varying densities. Velour cover.

BED SURROUND FIXED VERSION

Metal frame with foam rubber padding. Velour cover.

BED SURROUND CONTAINER VERSION

Metal frame with polyurethane foam padding. Bonded velveteen lining. Chipboard border panels with melamine faced interior and matt black lacquer exterior.

FEET FIXED VERSION

Lacquered steel with non-slip felt grips.

FEET CONTAINER VERSION

Chrome steel with non-slip felt grips.

BASES (FOR BED-BASE STORAGE CONTAINER)

Melamine finished chipboard panelling with nylon positioning handles.

REMOVABLE OUTER COVERS

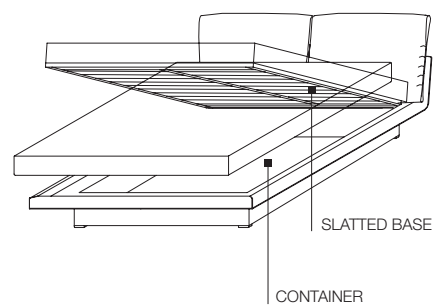
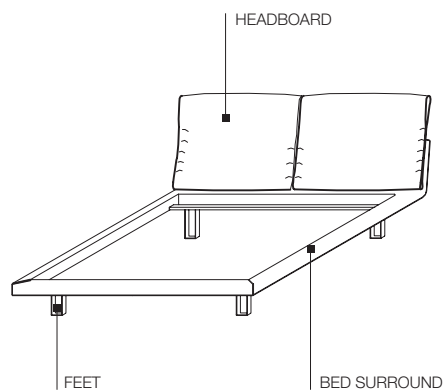
(See attached card, specific for each cover).

SLATTED BASE

Metal frame with wooden slats and double pump raising mechanism with two positions.



AVAILABLE IN FIRE-RESISTANT
VERSION TB117 AND BS5852



DATASHEET

REGISTERED
DESIGN

IX.2022

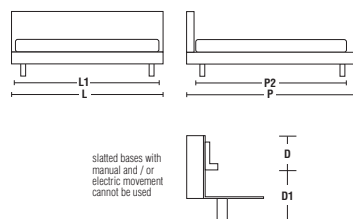
DIMENSIONS

Notes

- ▶ Depth of 210 cm (82 3/4") (inner measurement) is also available on HLE16 - HLE17 - HLE18.
- ▶ Double single fixed slatted bases can be inserted into beds HLE16-HLE17-HLE18-HLEKS.
- ▶ Beds HLE10 and HLE12 are not available in depths 210 cm (82 3/4") (inner measurement).
- ▶ The structure of the bed frame can be disassembled (with the exception of the container version).
- ▶ Slatted bases with manual and / or electric movement cannot be used.

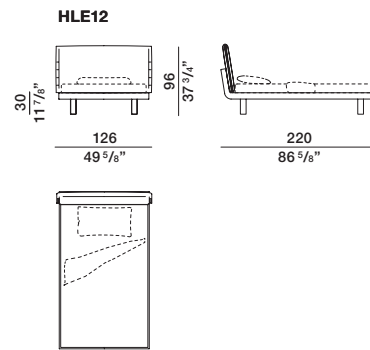
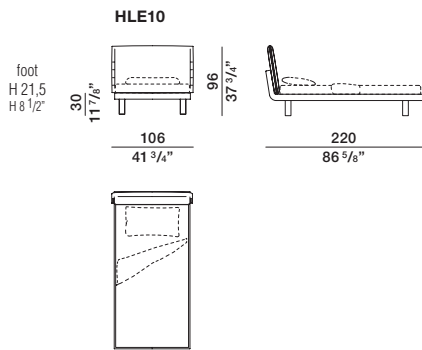
When ordering

Specify, with fabric coverings, the colour of the turn-up / edging available in all Andromeda fabric variants.

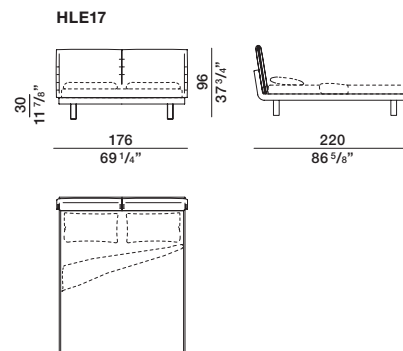
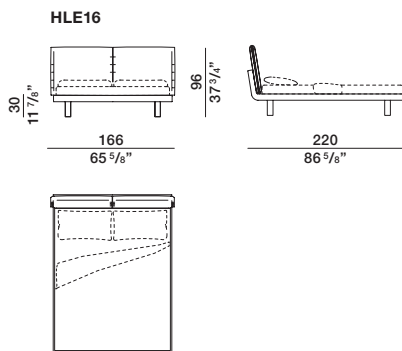


	INNER DIMENSIONS		OUTER DIMENSIONS		D / D1 Space for insertion of the slatted base 5,5 / 24,5 2 1/8" / 9 5/8"
	L1 Width	P2 Length	L Width	P Length	
HLE10	100 39 3/8"	200 78 3/4"	106 41 3/4"	220 86 5/8"	
HLE12	120 47 1/4"	200 78 3/4"	126 49 5/8"	220 86 5/8"	
HLEQS	155 61"	205 80 3/4"	159 62 5/8"	225 88 5/8"	
HLE16	160 63"	200 78 3/4" <small>standard model *</small>	166 65 3/8"	220 86 5/8" <small>standard model *</small>	
HLE17-17C	170 66 7/8"	200 78 3/4" <small>standard model *</small>	176 69 1/4"	220 86 5/8" <small>standard model *</small>	
HLE18-18C	180 70 7/8"	200 78 3/4" <small>standard model *</small>	186 73 1/4"	220 86 5/8" <small>standard model *</small>	
HLEKS	195 76 3/4"	205 80 3/4"	199 78 3/8"	225 88 5/8"	
		* 210 on request 82 3/4"		* 230 on request 90 1/2"	

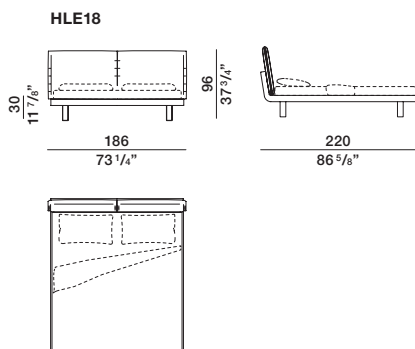
beds for fixed slatted bases



beds for fixed slatted bases



beds for fixed slatted bases



DATASHEET

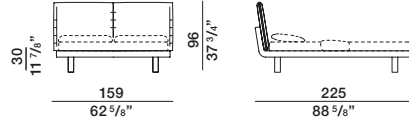
REGISTERED
DESIGN

IX.2022

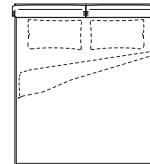
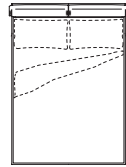
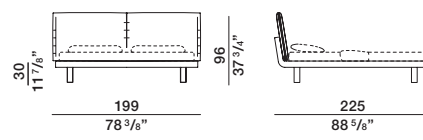
DIMENSIONS

beds for fixed slatted bases

HLEQS



HLEKS

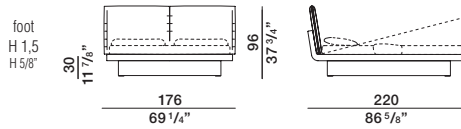


Molteni & C

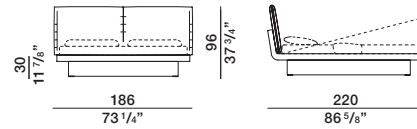
4—
4

**double bed with slatted base
and container under the slatted base**

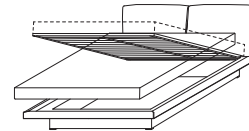
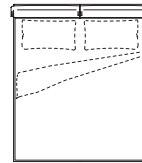
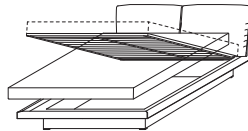
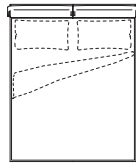
HLE17C



HLE18C



foot
H 1.5
H 5/8"



DATASHEET

REGISTERED
DESIGN

IX.2022