


# Molteni & C

## GRADUATE — JEAN NOUVEL 2003

1—  
4



Jean Nouvel has designed a brilliant wall structure resolved in a single shelf anchored to the wall or to the ceiling. Slender steel braces support adjustable shelves that seem to float in the air thanks to invisible support mechanisms. Transparency and lightness in space made up of air. Slender steel braces support adjustable shelves that seem to “magically” float in the air thanks to their invisible support mechanisms. Completely suspended bookshelf resolved in a single shelf anchored to the wall or to the ceiling with slender steel braces.

Manufactured and certified to UNI EN 1727/99 “FURNITURE SAFETY REQUIREMENTS” standards.

**ADI Index, 2004 | Red Dot Design award, 2005 |  
Design Award of the Federal Republic of Germany, 2006**

### DATASHEET

REGISTERED  
DESIGN

IX.2020

## FINISHES

### support shelf - shelf

natural or black aluminium plywood edge

### tie rods - bookends

stainless steel

## TECHNICAL INFORMATION

### SUPPORT SHELF (WALL MOUNT)

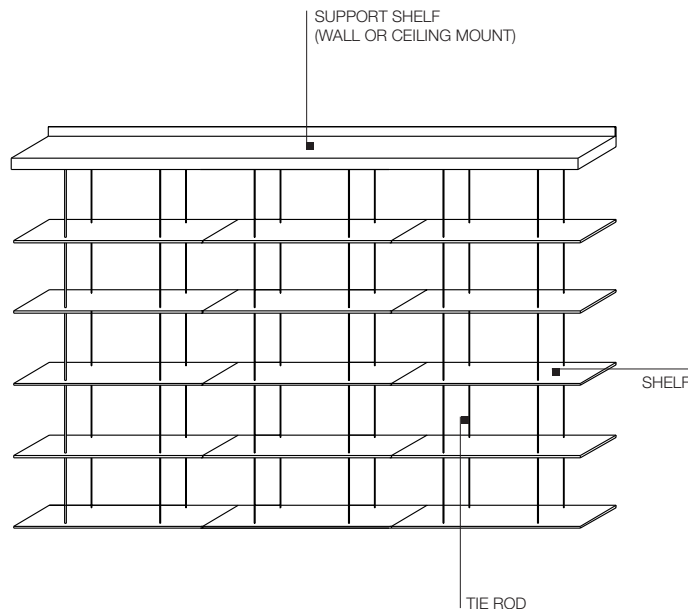
Veneered panel consisting in Birch (*Betula alba*) frame and honeycomb cardboard. Pre-tensioned steel stays inside the frame. Exterior covered with anodised sheet aluminium 1 mm thick; Birch plywood edge. Steel wall plate with anodised aluminium cover. Ceiling mounting plates in shaped metal sheet.

### SHELVES

MDF covered with anodised sheet aluminium 1 mm thick; Birch plywood edge.

### TIE RODS

Stainless steel.



## Notes

- ▶ **Bookcase with wall attachment system** A chemical resin wall-fixing kit is included in the price of the support shelf and supplied for bookcase installation. This fixing adapts perfectly to solid and perforated walls and various materials (brick, concrete, stone). Minimum required wall thickness 100 mm (4").
- ▶ **Bookcase with ceiling attachment system** Specific plates for mounting the bookcase to the ceiling are included, but no ceiling-fixing kit is provided, since the most suitable hardware must be determined on a case-by-case basis according to ceiling structure and type of material. We recommend a careful preliminary onsite check in order to verify the structural conditions of the ceilings or ceiling slabs before ordering and installing a ceiling-mounted Graduate bookcase. The dealer is responsible for choosing the most suitable and secure fastening systems for each specific situation, to ensure that the bookcase is safe and that its load capacity conforms to the capacity specified in the catalogue. The shelves, on the rear side, are always configured to accommodate the adjustable spacer and fastener plates for fixing the system to the wall. These elements will be visible if the bookcase is positioned in the centre of the room. Failure to fasten the shelves to the wall will result in the shelves oscillating back and forth.
- ▶ No reductions are possible.
- ▶ The tie rods are sold in sets of 4.

## DATASHEET

REGISTERED  
DESIGN

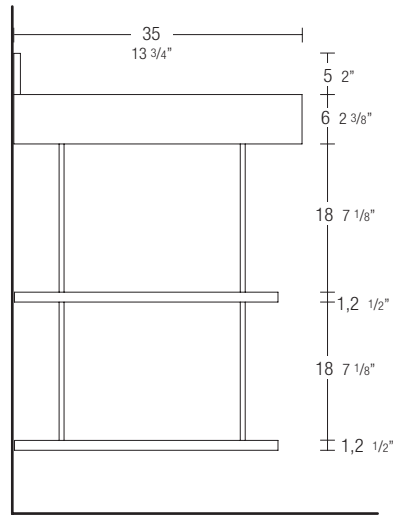
IX.2020

**DIMENSIONS**

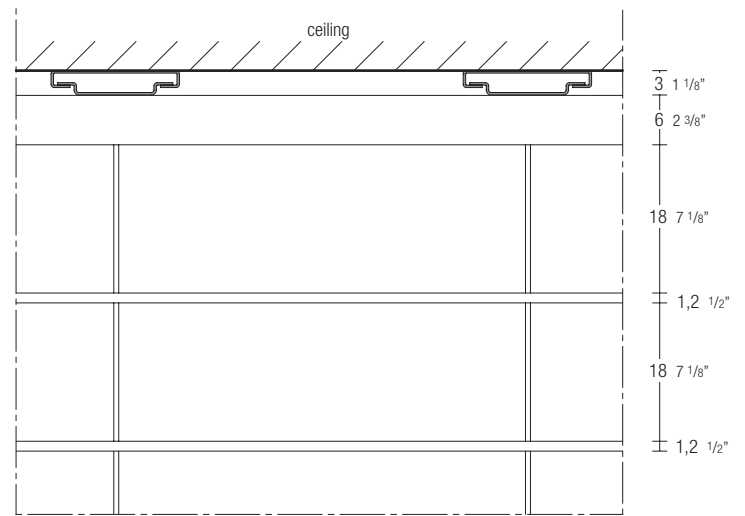
Molteni & C

3—  
4

**Wall attachment side section**



**Front view ceiling attachment**

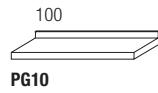


**Maximum capacity of the bookcases**

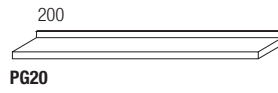
Bookcase W 100 (39 3/8") Kg 120  
Bookcase W 200 (78 3/4") Kg 240  
Bookcase W 300 (118 1/8") Kg 360  
maximum capacity single shelf Kg 25

**support shelf (wall mount)**

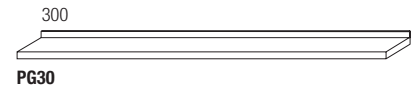
D 35 th 6 + 5 rise  
D 13 3/4" th 2 3/8" + 2"



**PG10**



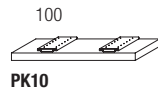
**PG20**



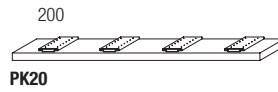
**PG30**

**support shelf (ceiling mount)**

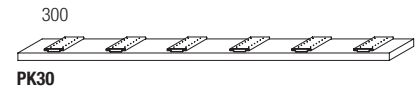
D 35 th 6 + 3 fastening plates  
D 13 3/4" th 2 3/8" + 1 1/8"



**PK10**



**PK20**



**PK30**

**tie rods**

∅ 0,6 - 1/4"



**T77**



**T11**



**T15**



**T19**



**T23**

**shelf**

W 100 D 32 th 1,2  
W 39 3/8" D 12 5/8" th 4 3/4"



**RI10**

**pair of bookends**



**FL**

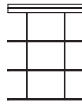
**DATASHEET**

REGISTERED  
DESIGN

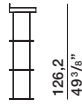
IX.2020

COMPOSITIONS

CG1210



100  
39 3/8"

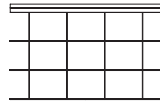


35  
13 3/4"

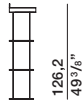



126.2  
49 3/8"

CG1220



200  
78 3/4"

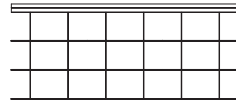


35  
13 3/4"

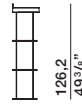



126.2  
49 3/8"

CG1230



300  
118 1/8"



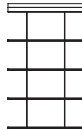
35  
13 3/4"



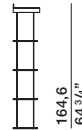
126.2  
49 3/8"

Molteni & C

CG1610



100  
39 3/8"

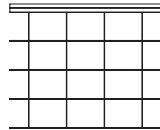


35  
13 3/4"

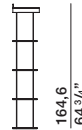



164.6  
64 3/4"

CG1620



200  
78 3/4"

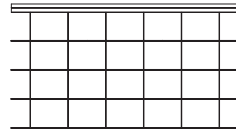


35  
13 3/4"

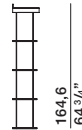


164.6  
64 3/4"

CG1630



300  
118 1/8"



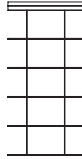
35  
13 3/4"



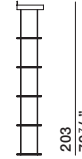
164.6  
64 3/4"

4—  
4

CG2010



100  
39 3/8"

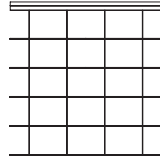


35  
13 3/4"

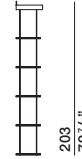



203  
79 7/8"

CG2020



200  
78 3/4"




35  
13 3/4"

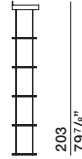



203  
79 7/8"

CG2030



300  
118 1/8"



35  
13 3/4"



203  
79 7/8"

DATASHEET

REGISTERED  
DESIGN

IX.2020