

Molteni & C

HIGH-WAVE — HANNES WETTSTEIN 2007

1—
5



Severe volumes for amazing functionality. Hannes Wettstein designs “architecture for rest” of classic elegance, without giving up ergonomic comfort. An upholstered bed with classic shape and proportions which is embellished by a vertical cord placed on the padded headboard. The inside of the headboard houses a moving mechanism with two positions to ensure adequate support for a comfortable reading position. All versions in the Wave range can be ordered with a structure equipped with a large storage container. The feet have a shiny chrome finish.

DATASHEET

REGISTERED
DESIGN

IX.2019

FINISHES

COVERS

fabric - leather, completely removable.

Available in fire-resistant version (TB117 and BS5852).

FEET FINISH

shiny chrome

TECHNICAL INFORMATION

STRUCTURE

Made of solid wood and multi-layered wooden panels upholstered with shaped polyurethane and cover in double-layer velveteen.

HEAD REST

Metallic framework with elastic straps upholstered with polyurethane covered in cold moulded foam. Cover in double-layer velveteen.

BASES (FOR BED-BASE STORAGE CONTAINER)

Melamine finished chipboard panelling with nylon positioning handles.

HIGH FEET

Steel structure covered with polished and varnished plastic material. Supports in antiskid plastic.

LOW FEET

Chrome-plated steel with supports in anti-skid plastic.

INTERNAL CROSSPIECES

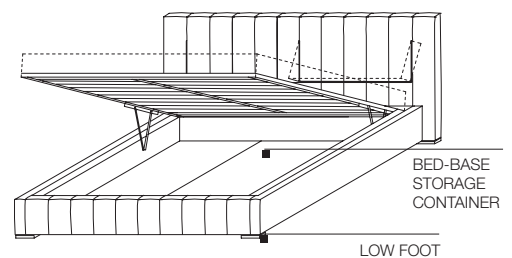
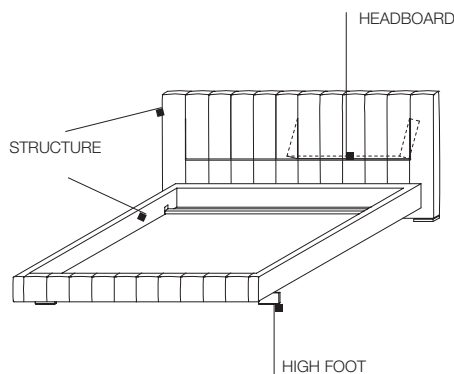
Varnished metal.

MATTRESS-BASE SPACER

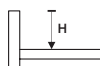
Plastic.

EXTERNAL REMOVABLE SLIPCOVERS

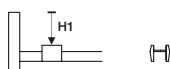
(See enclosed label, referring to the specific slipcover).



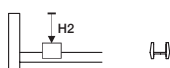
WITHOUT SPACER



WITH SPACER (1)



WITH SPACER (2)



Mattress-base height adjustment

Without spacer	H	11,5
With spacer (1)	H1	9,5
With spacer (2)	H2	7,5

DATASHEET

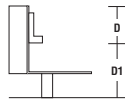
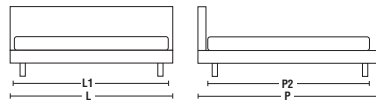
REGISTERED
DESIGN

IX.2019

DIMENSIONS

Notes

- ▶ Depth of 210 cm (82 3/4") (inner measurement) is also available on HW16 - HW17 - HW18.
- ▶ Depth 210 cm (inner measurement) is not available for beds with container under the slatted base.
- ▶ In the versions with container under the slatted base it is not possible to use slatted bases with electric movement.



Molteni & C

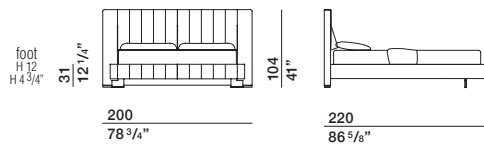
3—
5

	INNER DIMENSIONS		OUTER DIMENSIONS		D / D1 Space for insertion of the slatted base
	L1 Width	P2 Length	Bed base L Total width	P Length	
HW16-16C/HWF16-16C	160 63"	200 78 3/4" standard model *	180 70 7/8"	200 78 3/4" 220 86 5/8" standard model *	7,5 / 23,5 3" / 9 1/4"
HW17-17C/HWF17-17C	170 66 7/8"	200 78 3/4" standard model *	190 74 3/4"	210 82 3/4" 220 86 5/8" standard model *	9,5 / 21,5 3 3/4" / 8 1/2"
HW18-18C/HWF18-18C	180 70 7/8"	200 78 3/4" standard model *	200 78 3/4"	220 86 5/8" 220 86 5/8" standard model *	11,5 / 19,5 4 1/2" / 7 5/8"
HWKS/HWFKS	195 76 3/4"	205 80 3/4" * 210 on request 82 3/4" beds with container excluded	215 84 5/8"	235 92 1/2" 225 88 5/8" * 230 on request 90 1/2" beds with container excluded	

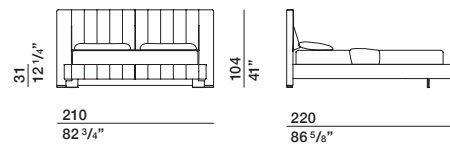
Beds with mechanism

bed taking a single slatted base
or 2 individual slatted bases

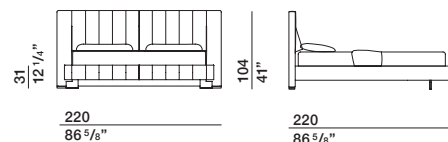
HW16



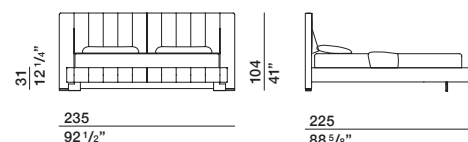
HW17



HW18



HWKS



DATASHEET

REGISTERED
DESIGN

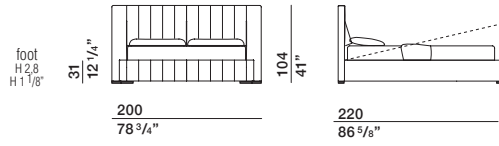
IX.2019

DIMENSIONS

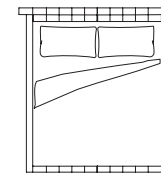
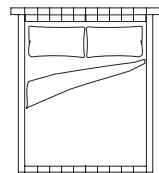
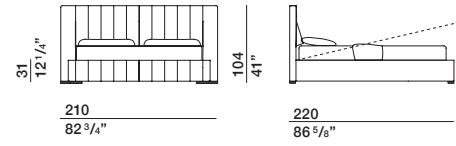
Beds with mechanism

double bed with tilting slatted base and container
under the slatted base

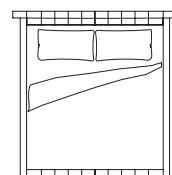
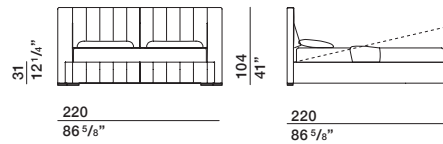
HW16C



HW17C



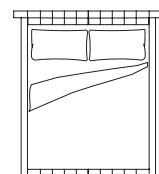
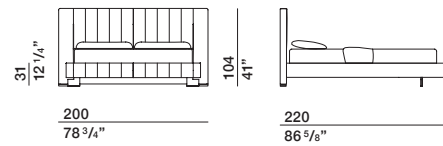
HW18C



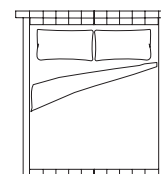
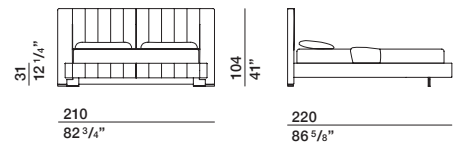
Beds without mechanism

bed taking a single slatted base
or 2 individual slatted bases

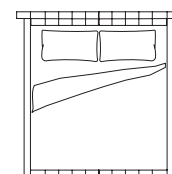
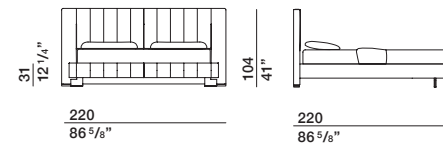
HWF16



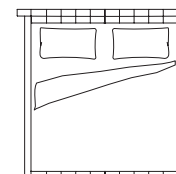
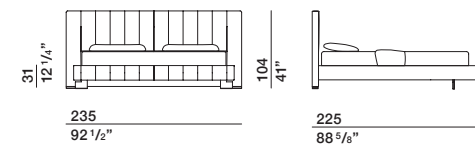
HWF17



HWF18



HWFKS



Molteni & C

4—
5

DATASHEET

REGISTERED
DESIGN

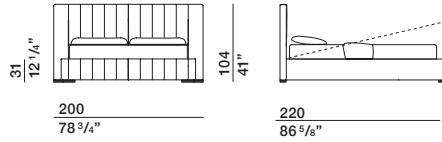
IX.2019

DIMENSIONS

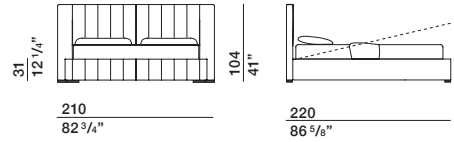
Beds without mechanism

double bed with tilting slatted base and container
 under the slatted base

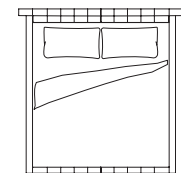
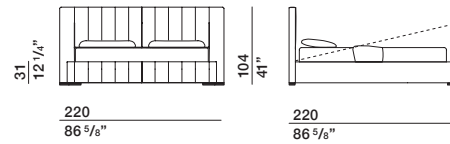
HWF16C



HWF17C



HWF18C



Molteni & C

5—
 5

DATASHEET

REGISTERED
 DESIGN

IX.2019